

Sun City Computer Club

Windows SIG

September 8, 2020

**Questions, Comments, Suggestions welcomed at
any time**

Even Now

- Audio Recording of this session
- Use the link above to access MP4 audio recording
- Audio Recording in Progress
- SIG attendees are required to be members of the chartered club sponsoring that SIG.
- Sun City Community Association By-law

- Your input is **desired**, needed, requested,
- 2020 meeting schedule – Annex
SIG leader?
- Windows SIG meeting/presentation frequency
Once a month Second Tuesday
Delay until afternoon 3:00pm

Windows SIG news

- Windows SIG change of meeting time
3:00 pm Second Tuesday
(Microsoft Patch Tuesday Schedule B)
- Windows SIG One SCHEDULED meeting
per month
- More effort on Seminars

SIG News



CYBER SECURITY

« ALL CLUBS

MEETING NOTES

CyberSecurity

Current news articles are given in the *Cyber Security News Archive* link.

Tutorials on computer topics are given in the *Seminars* link

MEETINGS

*Note: All meetings
are now audio
recorded*





CYBER SECURITY

« ALL CLUBS

MEETING NOTES

Meeting Notes Archive 2019

Cyber Security News Archive

Meeting Notes Archive 2018

Seminars

Cyber Security SIG Meeting Notes

Sun City Computer Club WEB site navigation and information [[Download](#) | [View](#)] | 2,602.35kb

First Time SIG Safer Computing [[Download](#) | [View](#)] | 126.09kb

Safer WEB Browsing Class [[Download](#) | [View](#)] | 800.65kb

Safer WEB Browsing Part one [[Download](#) | [View](#)] | 1,585.12kb

Safer WEB Browsing Part two [[Download](#) | [View](#)] | 407.06kb

Sun City MAC Users Group MUG Securing your MAC [[Download](#) | [View](#)] | 786.08kb

Virus & threat protection

Windows Defender summary

Microsoft Defender Antivirus successfully took action on 390 threats since your last summary. Your device was scanned 3 times.

4:54 PM



Windows Update



Updates available

Last checked: Today, 12:03 PM

Windows Malicious Software Removal Tool x64 - v5.83 (KB890830)

Status: Installing - 0%

2020-09 Cumulative Update for .NET Framework 3.5 and 4.8 for Windows 10
Version 2004 for x64 (KB4576478)

Status: Pending install

2020-09 Cumulative Update for Windows 10 Version 2004 for x64-based Systems
(KB4571756)

Status: Downloading - 1%

Patch Tuesday

- 129 Vulnerabilities
- 23 critical
- Build 19041.508
- KB4571756



Patch Tuesday

try this technique

<https://www.forbes.com/sites/gordonkelly/2020/02/04/how-to-upgrade-to-windows-10-for-free-in-2020/#7fa4773775ff>

1. Click on the Windows 10 download page link [here](#)
2. Click '*Download Tool now*' - this downloads the Windows 10 Media Creation Tool.
3. When finished, open the download and accept the license terms
4. Choose: '*Upgrade this PC now*' then click 'Next'
5. Choose '*Keep personal files and apps*'
6. Click '*Install*' (note this takes some time and involves multiple restarts)
7. Once installed, open: *Settings > Windows Update > Activation* to activate your Windows 10 digital license...
8. OR enter your (genuine) Windows 7 or Windows 8/8.1 product key if you haven't previously activated your old version of Windows

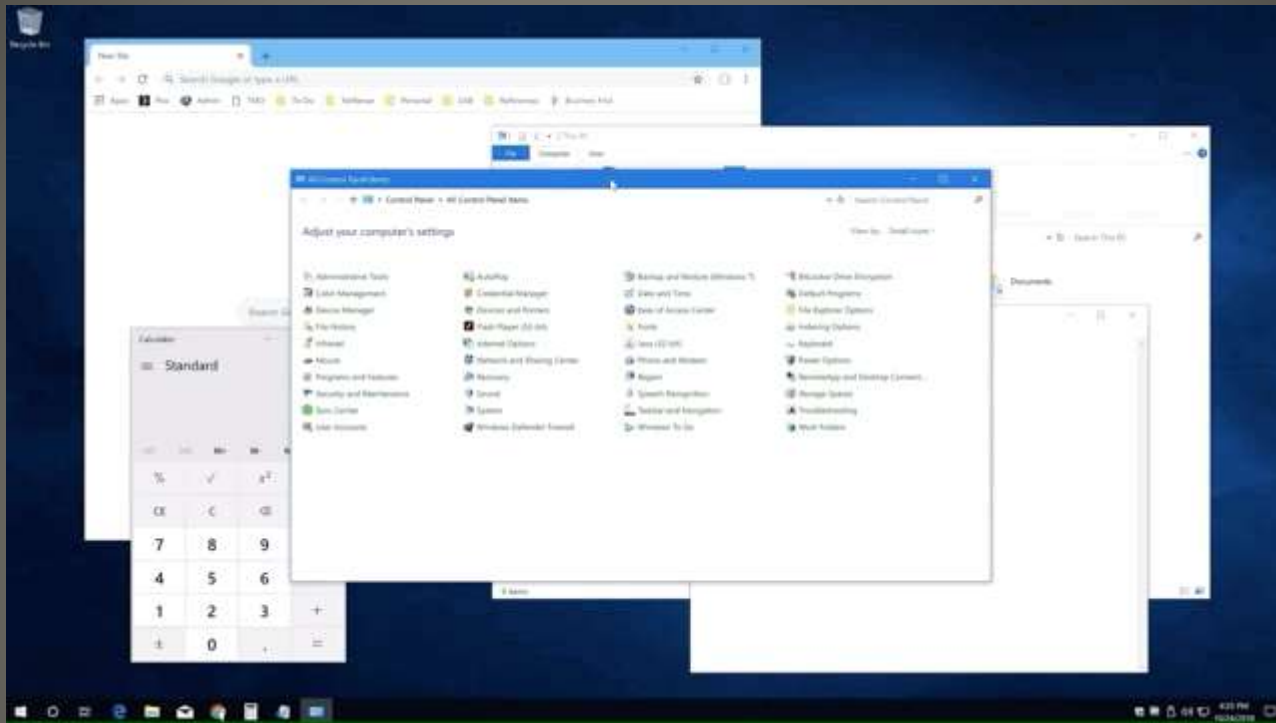
If you'd like to check your license has successfully been activated afterwards, open:
Settings > Update & Security > Activation.

Windows 7 -> Windows 10

- Windows Update
- Windows Update
- Windows Update
- winver in Search box



And Then



Windows shake feature



[Home](#)

[About Us](#)

[About you](#)

[Projects](#)

[News](#)

[Content](#)

[Board](#)

[Privacy Policy](#)

[Imprint](#)



This page is still work in progress. Sorry for any inconvenience.

DOWNLOAD
ANTI MALWARE TESTFILE



TRUSTWORTHINESS

Download Anti Malware Testfile

https://www.eicar.org/?page_id=3950

response to a request from an unknown person is simply to decline politely.

A third set of requests come from exactly the people you might think would be least likely to want viruses „users of anti-virus software“. They want some way of checking that they have deployed their software correctly, or of deliberately generating a „virus incident in order to test their corporate procedures, or of showing others in the organisation what they would see if they were hit by a virus“.

Reasons for testing anti-virus software

Obviously, there is considerable intellectual justification for testing anti-virus software against real viruses. If you are an anti-virus vendor, then you do this (or should do it!) before every release of your product, in order to ensure that it really works. However, you do not (or should not!) perform your tests in a „real“ environment. You use (or should use!) a secure, controlled and independent laboratory environment within which your virus collection is maintained.

Using real viruses for testing in the real world is rather like setting fire to the dustbin in your office to see whether the smoke detector is working. Such a test will give meaningful results, but with unappealing, unacceptable risks.

Since it is unacceptable for you to send out real viruses for test or demonstration purposes, you need a file that can safely be passed around and which is obviously non-viral, but which your anti-virus software will react to as if it were a virus.

manufacturer/vendor of your AV scanner to seek such help.

Download area using the standard protocol HTTP

– Sorry, HTTP download ist temporarily not provided. –

Download area using the secure, SSL enabled protocol HTTPS

eicar.com	eicar.com.txt	eicar_com.zip	eicarcom2.zip
68 Bytes	68 Bytes	184 Bytes	308 Bytes

How to delete the test file from your PC

We understand (from the many emails we receive) that it might be difficult for you to delete the test file from your PC. After all, your scanner believes it is a virus infected file and does not allow you to access it anymore. At this point we must refer to our standard answer concerning support for the test file. We are sorry to tell you that EICAR cannot and will not provide AV scanner specific support. The best source to get such information from is the vendor of the tool which you purchased.

Please contact the support people of your vendor. They have the required expertise to help you in the usage of the tool. Need say that you should have read the user's manual first before contacting them.

back to

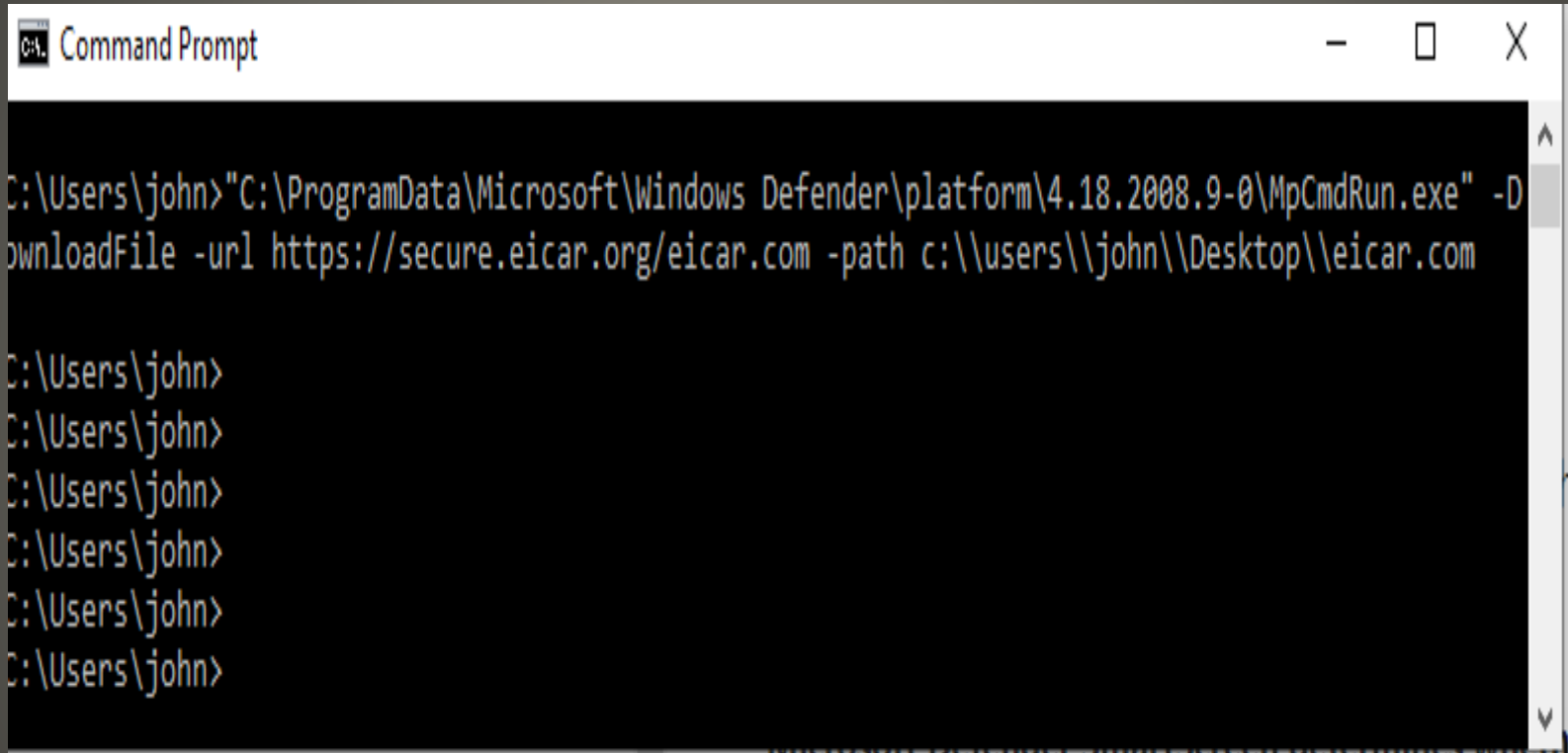
Show all

eicar.com was blocked as unsafe by Microsoft Edge.

Delete

...

- Use Windows Defender to download eicar

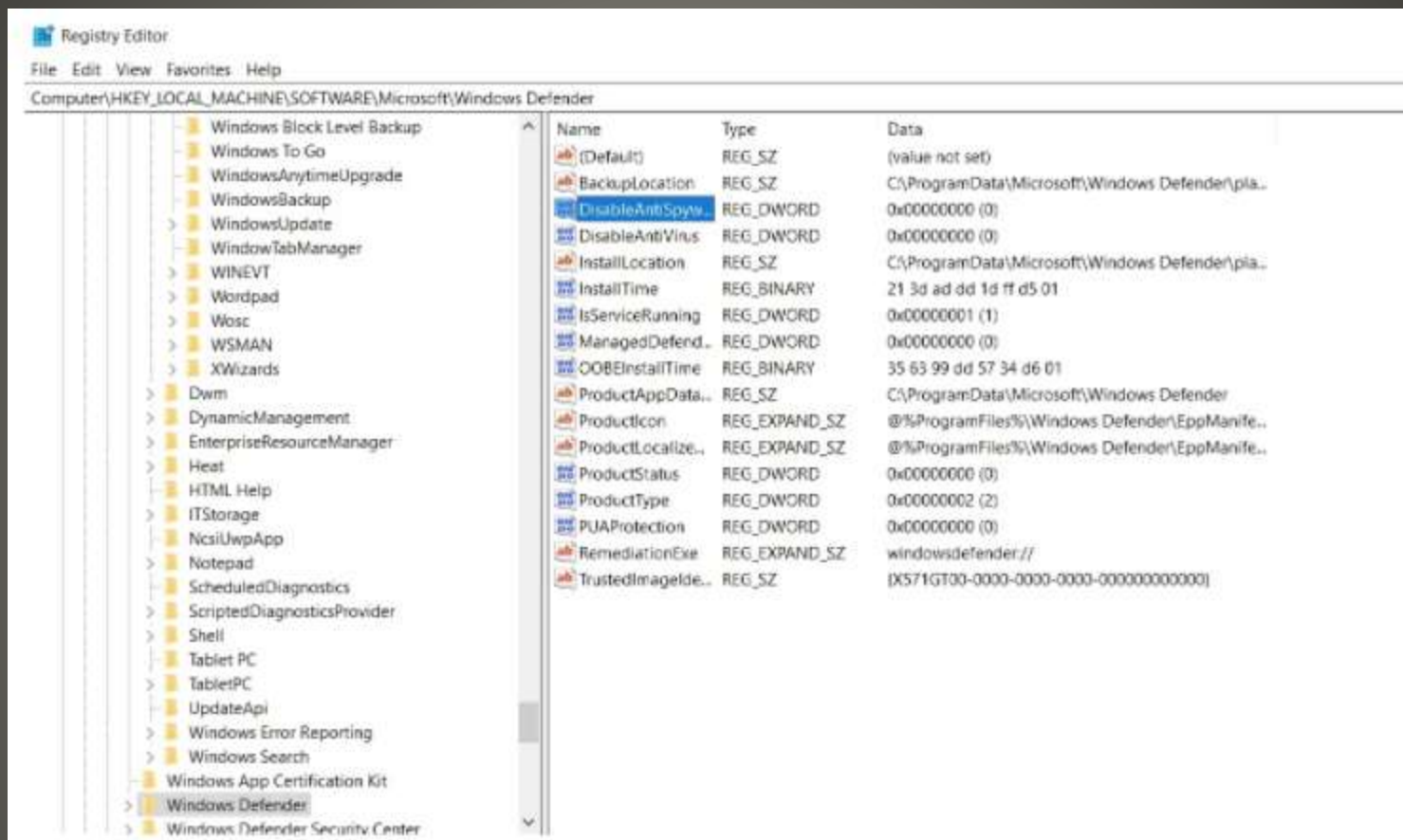


```
Command Prompt

C:\Users\john>"C:\ProgramData\Microsoft\Windows Defender\platform\4.18.2008.9-0\MpCmdRun.exe" -D
downloadFile -url https://secure.eicar.org/eicar.com -path c:\\users\\john\\Desktop\\eicar.com

C:\Users\john>
C:\Users\john>
C:\Users\john>
C:\Users\john>
C:\Users\john>
C:\Users\john>
```

And yet



Registry change ignored kinda

- KB4568831

19041.450 -> 19042.423

Windows Update



You're up to date

Last checked: Yesterday, 11:58 PM

Check for updates

[View optional updates](#)



Optional updates

Choose the updates you want and then select Download and install.

> Other updates

Download and install

Windows 10 2004 Optional Update

Optional updates

Choose the updates you want and then select Download and install.

✓ Other updates

☐ 2020-08 Cumulative Update Preview for Windows 10 Version 2004 for x64-based Systems (KB4571744)

Download and install



- PGO Profile Guided Optimization

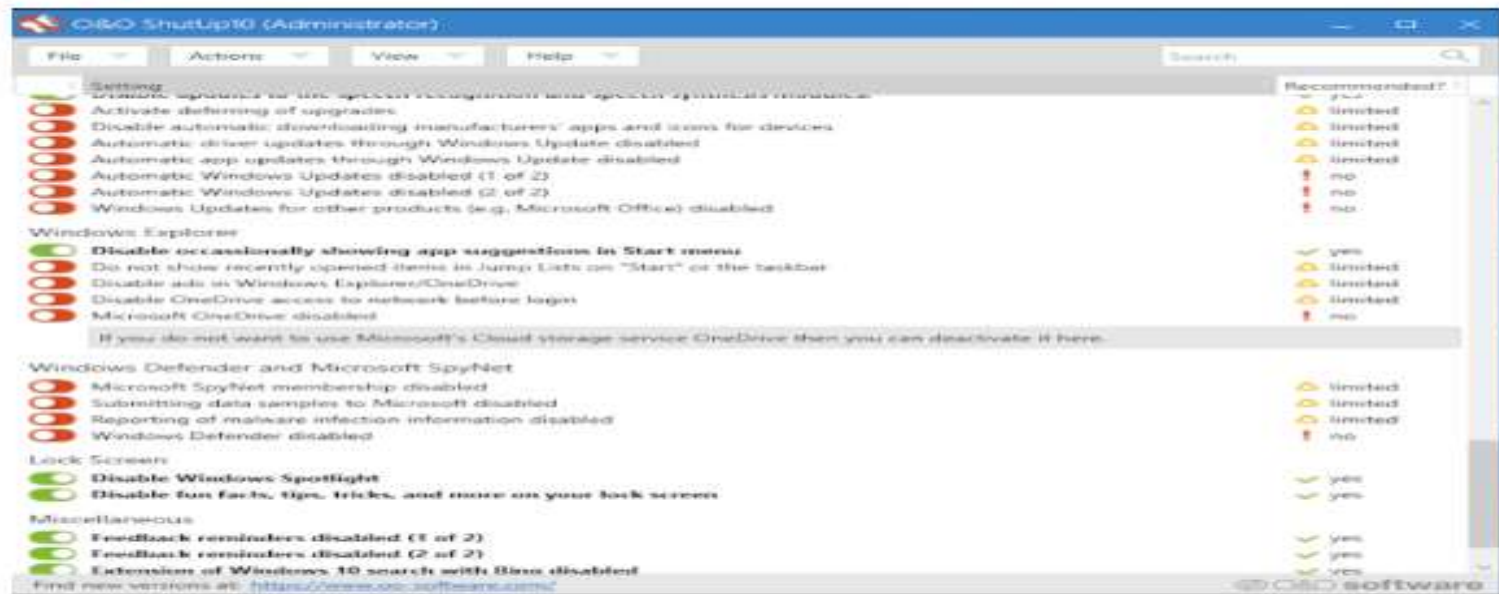


- AV1 Image File Format (AV1F)
- Visual warning for mixed content
- Freeze User-Agent string
`chrome://flags/#freeze-user-agent` flag

Chrome 85

- Cyber Security News Archive
- February 25, 2018

A partial screenshot:



The utility provides more detail on each setting as you click.

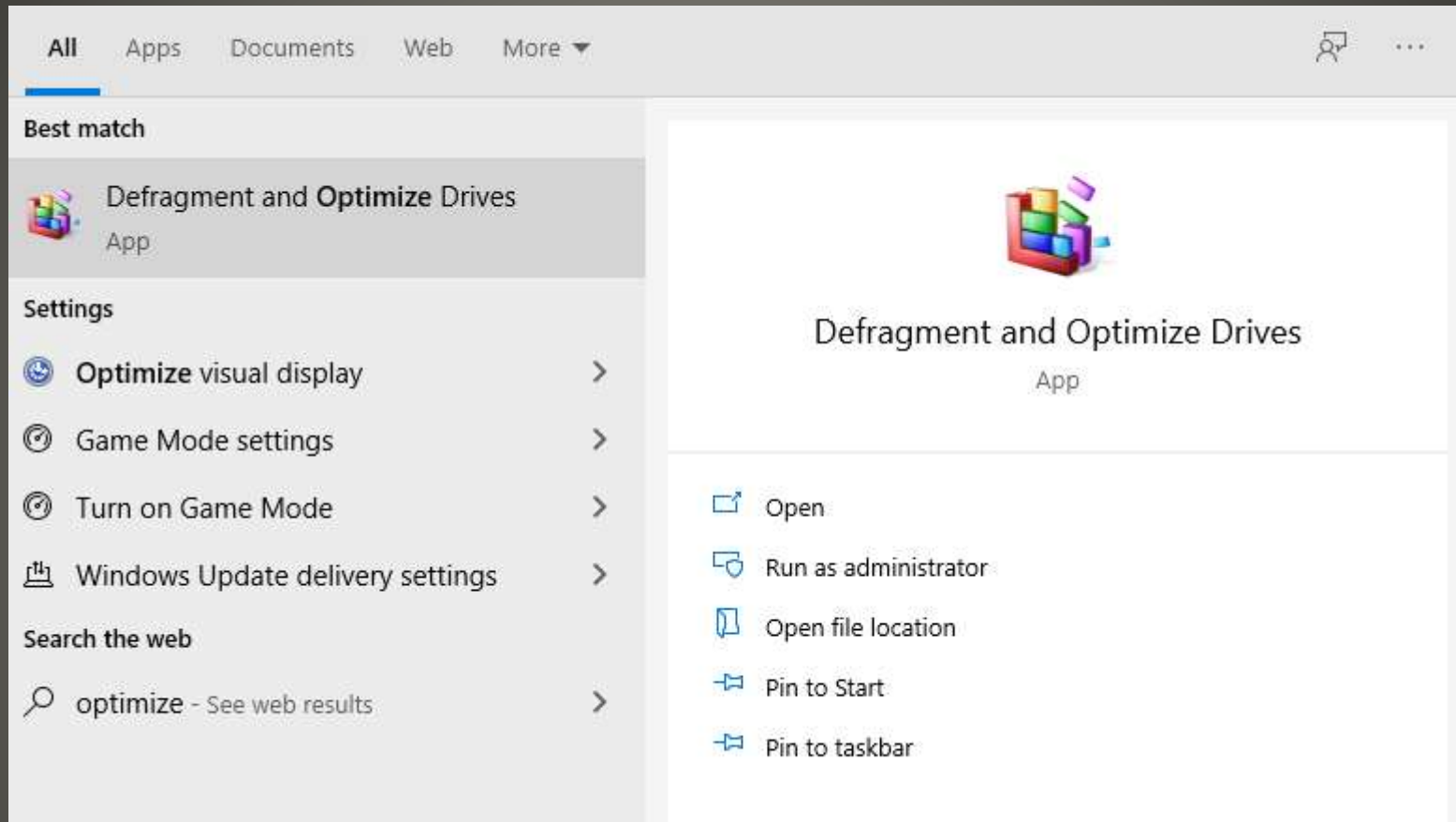
The utility shows the author's recommended setting.

The utility allows you choices for settings to change.

The utility will create a restore point if requested.

The utility will track changes so you can review at anytime and/or after a Microsoft update.

<https://www.blogger.com/blog/posts/7367541457459947663?q=shutup#overviewstats>








Disk Management

Optimize Drives

You can optimize your drives to help your computer run more efficiently, or analyze them to find out if they need to be optimized. Only drives on or connected to your computer are shown.

Status

Drive	Media type	Last analyzed or o...	Current status
 WINDOWS (C:)	Solid state drive	Never run	Needs optimization
 RECOVERY (D:)	Solid state drive	Never run	Needs optimization
 Windows (F:)	Hard disk drive	Never run	OK (0% fragmented)
 Recovery Image (G:)	Hard disk drive	Never run	OK (0% fragmented)
 \\?\Volume{44c085...	Hard disk drive	Never run	OK (0% fragmented)

[Analyze](#)[Optimize](#)

Scheduled optimization

On

[Change settings](#)

Drives are being analyzed on a scheduled cadence and optimized as needed.

Frequency: Weekly

[Close](#)

Optimize Drives

Optimize Drives

Optimization schedule

☒ Run on a schedule (recommended)

Frequency

Weekly

☒ Increase task priority, if three consecutive scheduled runs are missed

Drives

Choose

OK

Cancel

Scheduled optimization

On

Drives are being analyzed on a scheduled cadence and optimized as needed.

Frequency: Weekly

Change settings

Close

Optimize Drives



find out if they need to be

Optimization schedule

☒ Run on a schedule (recommended)

Frequency

Weekly

☒ Increase task priority, if three consecutive scheduled runs are missed

Drives

Choose

OK

Cancel

ize

Optimize

Scheduled optimization

On

Change settings

Drives are being analyzed on a scheduled cadence and optimized as needed.

Frequency: Weekly






Close

Optimize Drives

Optimize Drives

Optimize Drives

Select the drives you want to optimize on a regular schedule:

- ☒ Select all
- ☒  WINDOWS (C:)
- ☒  RECOVERY (D:)
- ☒  Windows (F:)
- ☒  Recovery Image (G:)
- ☒  \\?\Volume{44c0857e-3482-0803-21d4-7503ed1d9a12}\

Only drives that can be scheduled for automatic optimization are shown.

☒ Automatically optimize new drives

OK

Cancel



Close

Optimize Drives



You can optimize your drives to help your computer run more efficiently, or analyze them to find out if they need to be optimized. Only drives on or connected to your computer are shown.

Status

Drive	Media type	Last analyzed or o...	Current status
 Local Disk (C:)	Solid state drive	9/2/2020 5:08 PM	OK (3 days since last retrim)
 PortableBaseLayer...	Virtual hard drive	9/2/2020 5:10 PM	OK (100% space efficiency)

Analyze

Optimize

Scheduled optimization


On

Change settings

Drives are being analyzed on a scheduled cadence and optimized as ...

Frequency: Weekly

Close



- Flight Simulator
 - Fly through hurricane
- Sleep mode - no sleep

Windows News

- None of us are as experienced as all of us
- Awareness, Preparedness, Understanding
- Participate
- Topic Suggestions
- Questions: scccwindows@gmail.com

