



Sun City Texas Paint Palette

Chip Representation	Del Web Palette Name	Sherwin Williams	KMCxperience	Approved Usage	Color	Value	Series
	ACCESSIBLE BEIGE SW 7036	ACCESSIBLE BEIGE SW 7036		STUCCO	Beige	LIGHT	400
	AGREEABLE GRAY SW7029	AGREEABLE GRAY SW7029		STUCCO, TRIM	Gray	LIGHT	400
	AMAZING GRAY SW7044	AMAZING GRAY SW7044		TRIM	Gray	LIGHT	400
	ANEW GRAY SW7030	ANEW GRAY SW7030		STUCCO	Gray	LIGHT	400
	ARIA IVORY	SHOJI WHITE SW 7042	STOCKING WHITE HL4241-1	STUCCO, TRIM	White	LIGHT	200
	ARIZONA WHITE	MEDICI IVORY SW 7558	ADOBE WHITE HL4201-1	STUCCO, TRIM	White	LIGHT	200
	ARTIST CANVAS	KESTREL WHITE SW 7516	TRAVERTINE TRAIL KM3938-1	STUCCO, TRIM	White	LIGHT	200
	ASPEN WHITE	WHITETAIL SW 7103	ENGLISH SYCAMORE OW249-1	STUCCO, TRIM	White	LIGHT	300
	BACK PACK	INTELLECTUAL GRAY 7045	WOOSTER SMOKE HL4208-3	STUCCO, TRIM	Gray	MEDIUM	200
	BACKDROP SW7025	BACKDROP SW7025		TRIM	Gray	MEDIUM	400
	BADLANDS	BLACK BEAN SW 6006	DARK GLASSES AC256-5	ACCENT	Black	DARK	200/300
	BAJA BEIGE	UNIVERSAL KHAKI SW 6150	WESTOVER HILLS KM3973-2	STUCCO, TRIM	Beige	MEDIUM	200/300
	BALANCED BEIGE SW7037	BALANCED BEIGE SW7037		TRIM	Beige	LIGHT	400















Sun City Texas Paint Palette

Chip Representation	Del Web Palette Name	Sherwin Williams	KMCxperience	Approved Usage	Color	Value	Series
	BALSAM BARK	CORK WEDGE SW 7539	SAND PEBBLE 171	STUCCO, TRIM	Tan	LIGHT	200
	BANDERA	CANVAS TAN SW 7531	ARIZONA HEAT OW256-1	STUCCO, TRIM	Tan	LIGHT	100
	BARK MULCH	MEXICAN SAND SW 7518	CLIPPERSHIP TWILL HL4276-3	STUCCO, TRIM	Taupe	MEDIUM	200/300
	BASKET BEIGE SW6143	BASKET BEIGE SW6143		STUCCO, TRIM	Beige	LIGHT	400
	BAY BRIDGE	ROCKY RIVER SW6214	GIDGET'S SECRET KM3854-3	TRIM, ACCENT	Green	MEDIUM	200/300
	BEACHWOOD	STONE LION SW 7507	CORK BARK KM3941-2	TRIM	Tan	MEDIUM	300
	BEAVER CREEK	GARRET GRAY SW6075	CASTLE DALE KM335-3	TRIM	Gray	MEDIUM	100
	BEST BURGUNDY	ARRESTING AUBURN SW 6034	RED RAISIN AC224-5	ACCENT	Red	DARK	200
	BLACK BEAN SW6006	BLACK BEAN SW6006		ACCENT	Brown	DARK	400
	BLACK BORDEAUX	BITTER CHOCOLATE SW 6013	DARK GLASSES AC256-5	ACCENT	Red	DARK	200
	BLACK DECO	CAVIAR SW6990	DRACONIA AC255-5	ACCENT	Black	DARK	200/300
	BLACKMAR	BLACK OF NIGHT SW6992	DUNGEON AC259-5	ACCENT	Black	DARK	200
	BOATHOUSE	BLUSTERY SKY SW9139	SCATMAN BLUE KM4265-3	TRIM, ACCENT	Blue	MEDIUM	200



Sun City Texas Paint Palette

Chip Representation	Del Web Palette Name	Sherwin Williams	KMCxperience	Approved Usage	Color	Value	Series
	BOTANY BEIGE	PATIENCE SW7555	NAVAJO WHITE 36	STUCCO, TRIM	Beige	LIGHT	200/300
	BREAKERS	GRANITE PEAK SW 6250	SCATMAN BLUE HL 4265-3	TRIM	Blue	MEDIUM	100
	BRICK SHADOW	RUGGED BROWN SW6061	BISTRO BROWN KM4112-5	TRIM, ACCENT	Brown	DARK	200/300
	BRISBANE BLUE	CASCADES SW 7623	ZAIRE AC240-5	ACCENT	Blue	DARK	200/300
	BRUSHY	AT EASE SOLDIER SW9127	CEDAR SHINGLE KM 3949-2	TRIM	Taupe	MEDIUM	100
	CACTUS	UNDERSEAS SW 6214	LONG VIEW GARDEN KM3870-3	TRIM	Green	MEDIUM	100
	CAPE COD GRAY	ELLIE GRAY 7650	BEACHCOMBER KM3844-2	STUCCO, TRIM	Gray	LIGHT	200
	CAVIAR SW6990	CAVIAR SW6990		ACCENT	Black	DARK	400
	CILANTRO	ADAPTIVE SHADE SW 7053	HIDCOTE MANOR KM3934-3	TRIM, ACCENT	Green	MEDIUM	200/300
	COBBLE BROWN SW6082	COBBLE BROWN SW6082		TRIM	Brown	MEDIUM	400
	COCOON SW 6173	COCOON SW 6173		ACCENT	Green	MEDIUM	400
	COLONIAL REVIVAL STONE SW2827	COLONIAL REVIVAL STONE SW2827		STUCCO, TRIM	Tan	MEDIUM	400
	COLONY WHITE	MUSLIN SW 6133	ARIZONA HEAT OW256-1	STUCCO	White	LIGHT	300



Sun City Texas Paint Palette

Chip Representation	Del Web Palette Name	Sherwin Williams	KMCxperience	Approved Usage	Color	Value	Series
	CONNECTED GRAY SW6165	CONNECTED GRAY SW6165		TRIM	Gray	MEDIUM	400
	CORDWOOD	CHATEAU BROWN SW 7510	CRANBERRY CRAZE KM4200-5	ACCENT	Brown	DARK	200
	COWAN	PRAIRIE GRASS SW7546	MERCER CHARCOAL HL4292-2	TRIM	Green	MEDIUM	100
	CRAFTSMAN BROWN SW2835	CRAFTSMAN BROWN SW2835		STUCCO, TRIM	Brown	MEDIUM	400
	CRISP KHAKI	TAWNY TAN SW 7713	BRITTANY BEIGE KM4180-2	STUCCO, TRIM	Tan	LIGHT	200/300
	CYBERSPACE 7076	CYBERSPACE 7076		GARAGE DOOR, ACCENT	Blue	DARK	400
	CYPRESS BLACK	ANDIRON SW 6174	RUSKIN BRONZE HL4221-5	ACCENT	Black	DARK	200
	DAPLIN	FARRO SW 9103	BEMARD BEACH KM4013-2	STUCCO, TRIM	Red	MEDIUM	200
	DARK NIGHT SW6237	DARK NIGHT SW6237		ACCENT	Blue	DARK	400
	DARKROOM SW7083	DARKROOM SW7083		ACCENT	Gray	DARK	400
	DESERT TUMBLEWEED	SAND DOLLAR 6099	HERITAGE HILLS KM4019-1	STUCCO, TRIM	Tan	LIGHT	100
	DOMINO	GREENBLACK SW 6994	DUNGEON AC259-5	ACCENT	Black	DARK	200/300



Sun City Texas Paint Palette

Chip Representation	Del Web Palette Name	Sherwin Williams	KMCxperience	Approved Usage	Color	Value	Series
	DOWN HOME SW6081	DOWN HOME SW6081		ACCENT	Tan	MEDIUM	400
	DRIFTWOOD	RAMIE SW 6156	WISE OWL 42	TRIM	Cream	LIGHT	300
	EARL GRAY SW7660	EARL GRAY SW7660		TRIM	Gray	MEDIUM	400
	ECLIPSE SW6166	ECLIPSE SW6166		ACCENT	Green	MEDIUM	400
	ELEMENTAL TAN	TAMARIND SW 7538	UNDER COVER KM4181-2	STUCCO, TRIM	Tan	MEDIUM	200
	ESTATE GREIGE	ACCESSIBLE BEIGE SW 7036	CHIC OW252-1	STUCCO, TRIM	Beige	LIGHT	200/300
	FAIRFAX BROWN SW2856	FAIRFAX BROWN SW2856		ACCENT	Brown	DARK	400
	FOOTHILLS 7514	FOOTHILLS 7514		STUCCO	Gray	MEDIUM	400
	FRINGED JACKET	BAGUETTE SW 6123	WOODRIF K3991-3	TRIM, ACCENT	Tan	MEDIUM	200
	FUNCTIONAL GRAY 7024	FUNCTIONAL GRAY 7024		STUCCO	Gray	MEDIUM	400
	GAUNTLET GRAY SW7019	GAUNTLET GRAY SW7019		ACCENT	Gray	MEDIUM	400
	GRAND MARINER	COCOA WHIP SW9084	ANTIGUA ROSE KM4198-2	STUCCO, TRIM	Brown	MEDIUM	200
	GRAYS HARBOR 6236	GRAYS HARBOR 6236		ACCENT	Gray blue	MEDIUM	400



Sun City Texas Paint Palette

Chip Representation	Del Web Palette Name	Sherwin Williams	KMCxperience	Approved Usage	Color	Value	Series
	GREY EXPECTATIONS	UNUSUAL GRAY SW 7059	POOLS OF BLUE KM3853-2	TRIM, ACCENT	Gray	MEDIUM	200
	GRIZZLE GRAY SW 7068	GRIZZLE GRAY SW 7068		TRIM, ACCENT	Gray	MEDIUM	400
	HAYSEED	STEAMED MILK SW7553	FROST 14	STUCCO, TRIM	Cream	LIGHT	200
	HICKORY	SANDS OF TIME SW 6101	CUSHY SUEDE KM4022-2	TRIM	Red	MEDIUM	100
	HOMBURG GRAY 7622	HOMBURG GRAY 7622		ACCENT	Gray	MEDIUM	400
	INKWELL SW6992	INKWELL SW6992		ACCENT	Black	DARK	400
	INTELLECTUAL GRAY 7045	INTELLECTUAL GRAY 7045		TRIM	Gray	MEDIUM	400
	JASPER SW6316	JASPER SW6316		ACCENT	Green	DARK	400
	JUNIPER	ROCKY RIVER SW6215	CANTON JADE KM3855-3	TRIM	Green	MEDIUM	100
	KAYAK BROWN	QUARTERSAWN OAK SW2835	DIG IT KM4023-3	ACCENT	Brown	MEDIUM	200/300
	KILIM BEIGE SW 6106	KILIM BEIGE SW 6106		STUCCO, TRIM	Beige	LIGHT	400
	LATTE SW 6108	LATTE SW 6108		STUCCO, TRIM	Brown	MEDIUM	400
	LIGHT ALMOND	NONCHALANT WHITE SW6160	WISHING STAR KM3914-1	STUCCO, TRIM	White	LIGHT	200



Sun City Texas Paint Palette

Chip Representation	Del Web Palette Name	Sherwin Williams	KMCxperience	Approved Usage	Color	Value	Series
	LIS CRÈME	SUMMER WHITE SW 7557	CLOUD OF CREAM KM3993-1	STUCCO, TRIM	White	LIGHT	200
	LITTLE BIGHORN	KAFFEE SW6103	RARE EARTH AC249-5	TRIM, ACCENT	Brown	MEDIUM	200
	LOGGIA 7506	LOGGIA 7506		TRIM	Gray	LIGHT	400
	LULLED BEIGE	FRESCO CREAM SW 7719	TIMOTHY TAN KM4011-1	STUCCO, TRIM	Beige	LIGHT	200/300
	MAGNET	FOLKSTONE SW 6005	DARK SHADOWS KM3823-3	TRIM, ACCENT	Green	MEDIUM	200
	MAISON BLANCE 7526	MAISON BLANCE 7526		STUCCO	Gray	LIGHT	400
	MAROONED SW6020	MAROONED SW6020		ACCENT	Red	DARK	400
	MEADOWLARK	SANDS OF TIME SW 6101	CHARRO 228	STUCCO, TRIM, ACCENT	Beige	MEDIUM	100/200
	MEGA GREIGE SW7031	MEGA GREIGE SW7031		STUCCO	Greige	MEDIUM	400
	MESA BROWN	SABLE SW 6083	RAW EARTH KM4192-5	TRIM, ACCENT	Brown	DARK	100/200
	MESA TAN	PAVILLION BEIGE SW 7512	CORK BARK KM3941-2	STUCCO, TRIM	Beige	LIGHT	200/300
	METROPOLIS	JASPER SW6315	MOONLESS SKY KM3856-5	ACCENT	Green	DARK	200/300



Sun City Texas Paint Palette

Chip Representation	Del Web Palette Name	Sherwin Williams	KMCxperience	Approved Usage	Color	Value	Series
	MOOSE	VIRTUAL TAUPE 7039	CRÈME DE CARAMEL KM3943-3	TRIM	Taupe	MEDIUM	100
	MPC WHITE	FIRST STAR SW 7646	SIERRA WHITE 12	STUCCO	White	LIGHT	300
	MUSHROOM	RETICENCE SW 6064	CANTON COTTON KM4194-1	STUCCO, TRIM	Tan	LIGHT	100/300
	NATURAL CHOICE SW7011	NATURAL CHOICE SW7011		STUCCO, TRIM	Gray	LIGHT	400
	NAVAJO WHITE SW 3005W	NAVAJO WHITE SW 3005W		STUCCO, TRIM	White	LIGHT	400
	NIGHT OWL 7061	NIGHT OWL 7061		TRIM, ACCENT	Gray	MEDIUM	400
	NOMADIC DESERT SW 6107	NOMADIC DESERT SW 6107		STUCCO	Tan	LIGHT	400
	OAK FLATS	TONY TAUPE SW 7038	CHADWICK 217	STUCCO, TRIM	Taupe	MEDIUM	200/300
	OLD PORCH	ROCK BOTTOM SW 7062	SHREVEPORT KM3840-5	ACCENT	Green	DARK	200/300
	ORIEL GRAY	USEFUL GRAY SW7049	DILLARD KM3915-1	STUCCO, TRIM	Gray	LIGHT	200
	OUTER SPACE SW6251	OUTER SPACE SW6251		TRIM	Blue	MEDIUM	400
	PAWNEE	CHATEAU BROWN SW 7510	ROCKY MOUNTAIN AC252-5	TRIM, ACCENT	Brown	DARK	200/300
	PEARL WHITE	MORNING SUN SW 6672	HOMEMADE BISCUIT OW257-1	STUCCO, TRIM	White	LIGHT	200/300



Sun City Texas Paint Palette

Chip Representation	Del Web Palette Name	Sherwin Williams	KMCxperience	Approved Usage	Color	Value	Series
	PECAN	ELEPHANT EAR SW 9168	GREYSWOOD KM3958-3	TRIM	Gray	MEDIUM	100
	PERFECT GREIGE SW6073	PERFECT GREIGE SW6073		STUCCO	Greige	LIGHT	400
	PEWTER GREEN SW6208	PEWTER GREEN SW6208		TRIM	Green	MEDIUM	400
	PLANTATION BEIGE	TOASTED PINE NUTE SW7695	PALE PORTABELLA KM3988-2	STUCCO, TRIM	Beige	LIGHT	200
	PLUM BROWN SW6272	PLUM BROWN SW6272		ACCENT	Brown	DARK	200/300
	PLYMOUTH GRAY	PUSSYWILLOW SW 7643	PLYMOUTH GRAY 178	TRIM	Gray	LIGHT	300
	POLISHED MAHOGANY SW2838	POLISHED MAHOGANY SW2838		ACCENT	Red	DARK	400
	PORTABELLO SW6102	PORTABELLO SW6102		TRIM	Cream	MEDIUM	400
	PRACTICAL BEIGE SW 6100	PRACTICAL BEIGE SW 6100		STUCCO	Beige	LIGHT	400
	QUASAR BLUE	GRANITE PEAK SW 6250	BLUE LAKE KM3799-3	TRIM, ACCENT	Blue	MEDIUM	200/300
	RAIN BARREL	RARE GRAY SW 6199	SLIPPERY SHALE KM3845-2	STUCCO, TRIM	Gray	MEDIUM	200
	RAMIE SW 6156	RAMIE SW 6156		STUCCO, TRIM	Cream	LIGHT	400
	RAVENWOOD	HOT COCOA SW6046	MOCHA JAVA KM4111-3	TRIM, ACCENT	Red	MEDIUM	200/300



Sun City Texas Paint Palette

Chip Representation	Del Web Palette Name	Sherwin Williams	KMCxperience	Approved Usage	Color	Value	Series
	REED	JADE DRAGON SW9129	FERN KM3885-2	TRIM	Green	MEDIUM	100
	RELAXED KHAKI SW 6149	RELAXED KHAKI SW 6149		STUCCO, TRIM	Cream	LIGHT	400
	RELIABLE WHITE SW6091	RELIABLE WHITE SW6091		STUCCO	White	LIGHT	400
	RIPE OLIVE SW 6209	RIPE OLIVE SW 6209		ACCENT	Green	DARK	400
	ROASTED ALMOND	STUCCO SW 7569	NAVAJO WHITE 36	STUCCO, TRIM	Gray	LIGHT	200
	ROBUST RED	RUSTIC RED SW 7593	BRAVADO 160	ACCENT	Red	DARK	200/300
	ROCK BOTTOM SW7062	ROCK BOTTOM SW7062		ACCENT	Green	DARK	400
	ROLLING HILLS	KESTREL WHITE SW7515	BLEACHED BURL KM3971-1	STUCCO, TRIM	White	LIGHT	200
	ROOKWOOD DARK BROWN SW2808	ROOKWOOD DARK BROWN SW2808		ACCENT	Brown	DARK	400
	ROOKWOOD SHUTTER GREEN SW 2809	ROOKWOOD SHUTTER GREEN SW 2809		ACCENT	Green	DARK	400
	ROYCROFT BRONZE GREEN SW2846	ROYCROFT BRONZE GREEN SW2846		ACCENT	Gray	DARK	400
	RUDDY	RUGGED BROWN SW6062	SOUL OF THE EARTH KM4072-5	ACCENT	Red	DARK	200/300
	RUSSET	KAFFEE SW6103	MOCHA MOUSSE KM3944-5	TRIM, ACCENT	Brown	DARK	200



Sun City Texas Paint Palette

Chip Representation	Del Web Palette Name	Sherwin Williams	KMCxperience	Approved Usage	Color	Value	Series
	SANDS OF TIME SW6101	SANDS OF TIME SW6101		STUCCO	Greige	MEDIUM	400
	SHADE GROWN SW6188	SHADE GROWN SW6188		ACCENT	Green	DARK	400
	SHIPYARD	RETREAT SW6207	GLEN IVY KM3887-3	TRIM, ACCENT	Blue	MEDIUM	200/300
	SIENNA SAND	QUINOA SW9101	BRITTANY BEIGE KM4180-2	STUCCO, TRIM	Tan	LIGHT	200/300
	SISAL	CRESCENT CREAM SW 7721	SKIN LIGHT KM3995-1	STUCCO, TRIM	Cream	LIGHT	200
	SMOKE BRUSH	HOMBERG GRAY SW 7622	CANTON JADE KM3855-3	TRIM, ACCENT	Gray	MEDIUM	200/300
	SMOKEHOUSE SW7040	SMOKEHOUSE SW7040		ACCENT	Gray	MEDIUM	400
	SNOW MIST	SHOJI WHITE SW 7042	UNBLEACHED WOOD KN3937-1	STUCCO	White	LIGHT	300
	SNOWBOUND SW 7004	SNOWBOUND SW 7004		TRIM	White	LIGHT	400
	SOFTER TAN SW6141	SOFTER TAN SW6141		STUCCO	Tan	LIGHT	400
	SPANISH BROWN	CRAFTSMAN BROWN SW 2835	BUNGALOW BROWN HL4213-3	STUCCO, TRIM	Brown	MEDIUM	200/300
	SPRUCE ISLAND	RIPE OLIVE 6209	SPINACH DIPPED KM3872-5	ACCENT	Green	DARK	200/300
	SQUIRREL	MEGA GREIGE SW7030	CHADWICK 217	STUCCO, TRIM	Taupe	MEDIUM	300



Sun City Texas Paint Palette

Chip Representation	Del Web Palette Name	Sherwin Williams	KMCxperience	Approved Usage	Color	Value	Series
	STEEPLE GREY	ACACIA HAZE SW 9131	SLIPPERY SHALE KM3845-2	TRIM, ACCENT	Gray	MEDIUM	200/300
	SUNDRIED TOMATO 7585	SUNDRIED TOMATO 7585		ACCENT	Red	DARK	400
	SUNSET	SAND BEACH SW 7529	OYSTER 26	STUCCO, TRIM	Cream	LIGHT	100
	SYCAMORE TAN SW2855	SYCAMORE TAN SW2855		STUCCO, TRIM	Tan	MEDIUM	400
	TAVERN TAUPE	WINDSOR GREIGE SW 7528	GRAYSTONE 230	STUCCO, TRIM	Griege	LIGHT	200/300
	TAVERN TAUPE SW7508	TAVERN TAUPE SW7508		STUCCO	Taupe	MEDIUM	400
	TEMPRESS	GALE FORCE SW 7605	INSPIRATION AC229-B	ACCENT	Blue	DARK	200/300
	THRESHOLD TAUPE SW 7501	THRESHOLD TAUPE SW 7501		TRIM	Taupe	MEDIUM	400
	TIMBERMILL	ACCESSIBLE BEIGE SW7036	EARTH STONE KM3972-2	STUCCO, TRIM	Beige	LIGHT	300
	TOMORROW'S TAUPE	DRY DOCK SW 7502	ANTIGUA ROSE KM4198-2	STUCCO, TRIM	Taupe	MEDIUM	200
	TONY TAUPE SW7038	TONY TAUPE SW7038		STUCCO	Taupe	MEDIUM	400
	TRAVATAN	TOWER TAN SW 7704	WASHED KHAKI KM4012-2	STUCCO, TRIM	Tan	LIGHT	200
	TREASURE CHEST	BREVITY BROWN SW6067	BUCKINGHAM PALACE HL4225-6	TRIM, ACCENT	Brown	MEDIUM	200



Sun City Texas Paint Palette

Chip Representation	Del Web Palette Name	Sherwin Williams	KMCxperience	Approved Usage	Color	Value	Series
	TRICORN BLACK SW6258	TRICORN BLACK SW6258		ACCENT	Black	DARK	400
	TUMBLEWEED	BUNGALO BEIGE 7511	MALIBU BEIGE 216	STUCCO, TRIM	Beige	LIGHT	100
	TUSCANY	DUSTED TRUFFLE SW 9083	LIMBERT LEATHER HL4217-3	STUCCO, TRIM	Griege	MEDIUM	200
	URBANE BRONZE SW7048	URBANE BRONZE SW7048		TRIM	Bronze	Dark	400
	UTTERLY BEIGE SW6080	UTTERLY BEIGE SW6080		TRIM	Beige	MEDIUM	400
	VIRTUAL TAUPE SW7039	VIRTUAL TAUPE SW7039		TRIM	Taupe	MEDIUM	400
	WALNUT WASH	SAND TRAP SW 6066	ASHBURY KM4197-2	STUCCO, TRIM	Taupe	LIGHT	200/300
	WALRUS TUSK	NATURAL CHOICE SW7011	TARAVEL OW236-1	STUCCO, TRIM	White	LIGHT	200
	WARM STONE 7032	WARM STONE 7032		STUCCO	Gray	MEDIUM	400
	WAYFARER GRAY	ROYCROFT PEWTER SW 2848	FRENCH QUARTER KM3814-3	TRIM, ACCENT	Gray	MEDIUM	200/300
	WEB GRAY SW7075	WEB GRAY SW7075		TRIM, ACCENT	GRAY	MEDIUM	400
	WELL-BRED BROWN 7027	WELL-BRED BROWN 7027		TRIM, ACCENT	Brown	DARK	400
	WESTERN BEIGE	SOFTER TAN SW6141	SUNDAY DRIVE KM5710	STUCCO, TRIM	Beige	LIGHT	200



Sun City Texas Paint Palette

Chip Representation	Del Web Palette Name	Sherwin Williams	KMCxperience	Approved Usage	Color	Value	Series
	WILDCAT	STICKS & STONES SW 7503	LIGHT TRUFFLE KM5781	STUCCO, TRIM	Gray	MEDIUM	100/200/300