


























Chip Representation	Del Web Palette Name	Sherwin Williams	Kelly Moore	Approved Usage	Color	Value	Series
	ACCESSIBLE BEIGE SW 7036	ACCESSIBLE BEIGE SW 7036		STUCCO	Beige	LIGHT	400
	AGREEABLE GRAY SW 7029	AGREEABLE GRAY SW 7029		STUCCO, TRIM	Gray	LIGHT	400
	AMAZING GRAY SW 7044	AMAZING GRAY SW 7044		TRIM	Gray	LIGHT	NP
	ANEW GRAY SW 7030	ANEW GRAY SW 7030		STUCCO	Gray	LIGHT	400
	ARIA IVORY	SHOJI WHITE SW 7042	STOCKING WHITE HL4241-1	STUCCO, TRIM	White	LIGHT	200
	ARIZONA WHITE	MEDICI IVORY SW 7558	ADOBE WHITE HL4201-1	STUCCO, TRIM	White	LIGHT	200
	ARTIST CANVAS	KESTREL WHITE SW 7516	TRAVERTINE TRAIL KM3938-1	STUCCO, TRIM	White	LIGHT	200
	ASPEN WHITE	WHITETAIL SW 7103	ENGLISH SYCAMORE OW249-1	STUCCO, TRIM	White	LIGHT	300
	BACK PACK	INTELLECTUAL GRAY SW 7045	WOOSTER SMOKE HL4208-3	STUCCO, TRIM	Gray	MEDIUM	200
	BACKDROP SW 7025	BACKDROP SW 7025		TRIM	Gray	MEDIUM	400











Chip Representation	Del Web Palette Name	Sherwin Williams	Kelly Moore	Approved Usage	Color	Value	Series
	BADLANDS	BLACK BEAN SW6006	DARK GLASSES AC256-5	ACCENT	Black	DARK	200/300
	BAJA BEIGE	UNIVERSAL KHAKI SW6150	WESTOVER HILLS KM3973-2	STUCCO, TRIM	Beige	MEDIUM	200/300
	BALANCED BEIGE SW7037	BALANCED BEIGE SW7037		TRIM	Beige	LIGHT	400
	BALSAM BARK	CORK WEDGE SW7539	SAND PEBBLE 171	STUCCO, TRIM	Tan	LIGHT	200
	BANDERA	CANVAS TAN SW7531	ARIZONA HEAT OW256-1	STUCCO, TRIM	Tan	LIGHT	100
	BARK MULCH	MEXICAN SAND SW 7518	CLIPPERSHIP TWILL HL4276-3	STUCCO, TRIM	Taupe	MEDIUM	200/300
	BASKET BEIGE SW6143	BASKET BEIGE SW6143		STUCCO, TRIM	Beige	LIGHT	400
	BAY BRIDGE	ROCKY RIVER SW6214	GIDGET'S SECRET KM3854-3	TRIM, ACCENT	Green	MEDIUM	200/300
	BEACHWOOD	STONE LION SW 7507	CORK BARK KM3941-2	STUCCO, TRIM	Tan	MEDIUM	300
	BEAVER CREEK	GARRET GRAY SW6075	CASTLE DALE KM335-3	TRIM	Gray	MEDIUM	100

Chip Representation	Del Web Palette Name	Sherwin Williams	Kelly Moore	Approved Usage	Color	Value	Series
	BEST BURGUNDY	ARRESTING AUBURN SW6034	RED RAISIN AC224-5	ACCENT	Red	DARK	200
	BLACK BEAN SW6006	BLACK BEAN SW6006		ACCENT	Brown	DARK	400
	BLACK BORDEAUX	BITTER CHOCOLATE SW 6013	DARK GLASSES AC256-5	ACCENT	Red	DARK	200
	BLACK DECO	CAVIAR SW6990	DRACONIA AC255-5	ACCENT	Black	DARK	200/300
	BLACKMAR	BLACK OF NIGHT SW6992	DUNGEON AC259-5	ACCENT	Black	DARK	200
	BOATHOUSE	BLUSTERY SKY SW9139	SCATMAN BLUE KM4265-3	TRIM, ACCENT	Blue	MEDIUM	200
	BOTANY BEIGE	PATIENCE SW7555	NAVAJO WHITE 36	STUCCO, TRIM	Beige	LIGHT	200/300
	BREAKERS	GRANITE PEAK SW 6250	SCATMAN BLUE HL 4265-3	TRIM	Blue	MEDIUM	100
	BRICK SHADOW	VINTAGE LEATHER SW6062	BISTRO BROWN KM4112-5	TRIM, ACCENT	Brown	DARK	200/300
	BRISBANE BLUE	CASCADES SW 7623	ZAIRE AC240-5	ACCENT	Blue	DARK	200/300

Chip Representation	Del Web Palette Name	Sherwin Williams	Kelly Moore	Approved Usage	Color	Value	Series
	BRUSHY	AT EASE SOLDIER SW9127	CEDAR SHINGLE KM 3949-2	TRIM	Green	MEDIUM	100
	CACTUS	UNDERSEAS SW 6214	LONG VIEW GARDEN KM3870-3	TRIM	Green	MEDIUM	100
	CAPE COD GRAY	ELLIE GRAY SW7650	BEACHCOMBER KM3844-2	STUCCO, TRIM	Gray	LIGHT	200
	CAVIAR SW6990	CAVIAR SW6990		ACCENT	Black	DARK	400
	CILANTRO	ADAPTIVE SHADE SW 7053	HIDCOTE MANOR KM3934-3	TRIM, ACCENT	Green	MEDIUM	200/300
	COBBLE BROWN SW 6082	COBBLE BROWN SW 6082		TRIM	Brown	MEDIUM	400
	COCOON SW 6173	COCOON SW 6173		ACCENT	Green	MEDIUM	400
	COLONIAL REVIVAL STONE SW 2827	COLONIAL REVIVAL STONE SW 2827		STUCCO, TRIM	Tan	MEDIUM	400
	COLONY WHITE	MUSLIN SW 6133	ARIZONA HEAT OW256-1	STUCCO	White	LIGHT	300
	CONNECTED GRAY SW 6165	CONNECTED GRAY SW 6165		TRIM	Gray	MEDIUM	400











Chip Representation	Del Web Palette Name	Sherwin Williams	Kelly Moore	Approved Usage	Color	Value	Series
	CORDWOOD	CHATEAU BROWN SW 7510	CRANBERRY CRAZE KM4200-5	ACCENT	Brown	DARK	200
	COWAN	PRAIRIE GRASS SW 7546	DRIED GRASS KM4601-2	TRIM	Green	MEDIUM	100
	CRAFTSMAN BROWN SW 2835	CRAFTSMAN BROWN SW 2835		STUCCO, TRIM	Brown	MEDIUM	400
	CRISP KHAKI	TAWNY TAN SW 7713	BRITTANY BEIGE KM4180-2	STUCCO, TRIM	Tan	LIGHT	200/300
	CURIO GRAY SW 0024	CURIO GRAY SW 0024		STUCCO, TRIM	Taupe	MEDIUM	NP
	CYBERSPACE SW 7076	CYBERSPACE SW 7076		GARAGE DOOR, ACCENT	Blue	DARK	NP
	CYPRESS BLACK	ANDIRON SW 6174	RUSKIN BRONZE HL4221-5	ACCENT	Black	DARK	200
	DAPLIN	FARRO SW 9103	BEMARD BEACH KM4013-2	STUCCO, TRIM	Red	MEDIUM	200
	DARK NIGHT SW 6237	DARK NIGHT SW 6237		ACCENT	Blue	DARK	400
	DARKROOM SW 7083	DARKROOM SW 7083		ACCENT	Gray	DARK	400

Chip Representation	Del Web Palette Name	Sherwin Williams	Kelly Moore	Approved Usage	Color	Value	Series
	DESERT TUMBLEWEED	SAND DOLLAR SW 6099	HERITAGE HILLS KM4019-1	STUCCO, TRIM	Tan	LIGHT	100
	DOMINO	GREENBLACK SW 6994	DUNGEON AC259-5	ACCENT	Black	DARK	200/300
	DOWN HOME SW 6081	DOWN HOME SW 6081		TRIM	Tan	MEDIUM	400
	DRIFTWOOD	BITTERSWEET STEM SW 7536	WISE OWL 42	STUCCO, TRIM	Cream	LIGHT	300
	EARL GRAY SW 7660	EARL GRAY SW 7660		TRIM	Gray	MEDIUM	NP
	ECLIPSE SW 6166	ECLIPSE SW 6166		ACCENT	Green	MEDIUM	400
	ELEMENTAL TAN	TAMARIND SW 7538	UNDER COVER KM4181-2	STUCCO, TRIM	Tan	MEDIUM	200
	ESTATE GREIGE	ACCESSIBLE BEIGE SW 7036	CHIC OW252-1	STUCCO, TRIM	Beige	LIGHT	200/300
	FAIRFAX BROWN SW 2856	FAIRFAX BROWN SW 2856		ACCENT	Brown	DARK	400
	FOOTHILLS SW 7514	FOOTHILLS SW 7514		STUCCO	Gray	MEDIUM	NP






Chip Representation	Del Web Palette Name	Sherwin Williams	Kelly Moore	Approved Usage	Color	Value	Series
	FRINGED JACKET	BAGUETTE SW 6123	FLAX SEED KM3991	TRIM, ACCENT	Tan	MEDIUM	200
	FUNCTIONAL GRAY SW 7024	FUNCTIONAL GRAY SW 7024		STUCCO	Gray	MEDIUM	NP
	GAUNTLET GRAY SW 7019	GAUNTLET GRAY SW 7019		ACCENT	Gray	MEDIUM	NP
	GRAND MARINER	COCOA WHIP SW 9084	ANTIGUA ROSE KM4198-2	STUCCO, TRIM	Brown	MEDIUM	200
	GRAYS HARBOR SW 6236	GRAYS HARBOR SW 6236		ACCENT	Gray Blue	MEDIUM	NP
	GREY EXPECTATIONS	UNUSUAL GRAY SW 7059	POOLS OF BLUE KM3853-2	TRIM, ACCENT	Gray	MEDIUM	200
	GRIZZLE GRAY SW 7068	GRIZZLE GRAY SW 7068		TRIM, ACCENT	Gray	MEDIUM	NP
	HAYSEED	STEAMED MILK SW 7553	FROST 14	STUCCO, TRIM	Cream	LIGHT	200
	HICKORY	SANDS OF TIME SW 6101	CUSHY SUEDE KM4022-2	TRIM	Tan	MEDIUM	100
	HICKORY SMOKE SW 7027	HICKORY SMOKE SW 7027		TRIM, ACCENT	BROWN	DARK	NP










Chip Representation	Del Web Palette Name	Sherwin Williams	Kelly Moore	Approved Usage	Color	Value	Series
	HOMBURG GRAY SW 7622	HOMBURG GRAY SW 7622		TRIM, ACCENT	GRAY	DARK	NP
	INKWELL SW 6992	INKWELL SW 6992		ACCENT	Black	DARK	400
	INTELLECTUAL GRAY SW 7045	INTELLECTUAL GRAY SW 7045		ACCENT	Gray	MEDIUM	NP
	JASPER SW 6316	JASPER SW 6316		TRIM	Green	DARK	400
	JUNIPER	ROCKY RIVER SW 6215	CANTON JADE KM3855-3	ACCENT	Green	MEDIUM	100
	KAYAK BROWN	QUARTERSAWN OAK SW 2836	DIG IT KM4023-3	TRIM, ACCENT	Brown	MEDIUM	200/300
	KILIM BEIGE SW 6106	KILIM BEIGE SW 6106		STUCCO, TRIM	Beige	LIGHT	400
	LATTE SW 6108	LATTE SW 6108		STUCCO, TRIM	Brown	MEDIUM	400
	LIGHT ALMOND	NONCHALANT WHITE SW 6160	WISHING STAR KM3914-1	STUCCO, TRIM	White	LIGHT	200
	LIS CRÈME	SUMMER WHITE SW 7557	CLOUD OF CREAM KM3993-1	STUCCO, TRIM	White	LIGHT	200













Chip Representation	Del Web Palette Name	Sherwin Williams	Kelly Moore	Approved Usage	Color	Value	Series
	LITTLE BIGHORN	KAFFEE SW 6104	RARE EARTH AC249-5	TRIM, ACCENT	Brown	MEDIUM	200
	LOGGIA SW 7506	LOGGIA SW 7506		TRIM, ACCENT	Tan	LIGHT	NP
	LULLED BEIGE	FRESCO CREAM SW 7719	TIMOTHY TAN KM4011-1	STUCCO, TRIM	Beige	LIGHT	200/300
	MAGNET	FOLKSTONE SW 6005	DARK SHADOWS KM3823-3	TRIM, ACCENT	Gray	MEDIUM	200
	MAISON BLANCHE SW 7526	MAISON BLANCHE SW 7526		TRIM, ACCENT	Cream	LIGHT	NP
	MAROONED SW 6020	MAROONED SW 6020		STUCCO	Red	DARK	400
	MEADOWLARK	SANDS OF TIME SW 6101	OAKWOOD KM301	STUCCO, TRIM, ACCENT	Beige	MEDIUM	100/200
	MEGA GREIGE SW 7031	MEGA GREIGE SW 7031		STUCCO, TRIM	Greige	MEDIUM	400
	MESA BROWN	SABLE SW 6083	RAW EARTH KM4192-5	TRIM, ACCENT	Brown	DARK	100/200
	MESA TAN	PAVILLION BEIGE SW 7512	CORK BARK KM3941-2	STUCCO, TRIM	Beige	LIGHT	200/300











Chip Representation	Del Web Palette Name	Sherwin Williams	Kelly Moore	Approved Usage	Color	Value	Series
	METROPOLIS	JASPER SW 6315	MOONLESS SKY KM3856-5	ACCENT	Green	DARK	200/300
	MOOSE	VIRTUAL TAUPE SW 7039	CRÈME DE CARAMEL KM3943-3	TRIM	Taupe	MEDIUM	100
	MPC WHITE	FIRST STAR SW 7646	SIERRA WHITE 12	STUCCO	White	LIGHT	300
	MUSHROOM	RETICENCE SW 6064	CANTON COTTON KM4194-1	STUCCO, TRIM	Tan	LIGHT	100/300
	NATURAL CHOICE SW 7011	NATURAL CHOICE SW 7011		STUCCO, TRIM	Gray	LIGHT	400
	NAVAJO WHITE SW 3005W	NAVAJO WHITE SW 3005W		STUCCO, TRIM	White	LIGHT	400
	NIGHT OWL SW 7061	NIGHT OWL SW 7061			Gray	MEDIUM	NP
	NOMADIC DESERT SW 6107	NOMADIC DESERT SW 6107		STUCCO	Tan	LIGHT	400
	OAK FLATS	TONY TAUPE SW 7038	CHADWICK 217	STUCCO, TRIM	Taupe	MEDIUM	200/300
	OLD PORCH	ROCK BOTTOM SW 7062	SHREVEPORT KM3840-5	ACCENT	Green	DARK	200/300











Chip Representation	Del Web Palette Name	Sherwin Williams	Kelly Moore	Approved Usage	Color	Value	Series
	ORIEL GRAY	USEFUL GRAY SW7050	DILLARD KM3915-1	STUCCO, TRIM	Gray	LIGHT	200
	OUTER SPACE SW 6251	OUTER SPACE SW 6251		TRIM	Blue	MEDIUM	400
	PAWNEE	CHATEAU BROWN SW 7510	ROCKY MOUNTAIN AC252-5	TRIM, ACCENT	Brown	DARK	200/300
	PEARL WHITE	MORNING SUN SW 6672	HOMEMADE BISCUIT OW257-1	STUCCO, TRIM	White	LIGHT	200/300
	PECAN	ELEPHANT EAR SW 9168	GREYSWOOD KM3958-3	TRIM	Gray	MEDIUM	100
	PERFECT GREIGE SW 6073	PERFECT GREIGE SW 6073		STUCCO	Greige	LIGHT	400
	PEWTER GREEN SW 6208	PEWTER GREEN SW 6208		TRIM	Green	MEDIUM	400
	PLANTATION BEIGE	TOASTED PINE NUT SW 7696	PALE PORTABELLA KM3988-2	STUCCO, TRIM	Beige	LIGHT	200
	PLUM BROWN SW 6272	PLUM BROWN SW 6272		ACCENT	Brown	DARK	400
	PLYMOUTH GRAY	PUSSYWILLOW SW 7643	PLYMOUTH GRAY 178	TRIM	Gray	LIGHT	300

Chip Representation	Del Web Palette Name	Sherwin Williams	Kelly Moore	Approved Usage	Color	Value	Series
	POLISHED MAHOGANY SW 2838	POLISHED MAHOGANY SW 2838		ACCENT	Red	DARK	400
	PORTABELLO SW 6102	PORTABELLO SW 6102		TRIM	Cream	MEDIUM	400
	PRACTICAL BEIGE SW 6100	PRACTICAL BEIGE SW 6100		STUCCO	Beige	LIGHT	400
	QUASAR BLUE	GRANITE PEAK SW 6250	BLUE LAKE KM3799-3	TRIM, ACCENT	Blue	MEDIUM	200/300
	RAIN BARREL	CONNECTED GRAY SW 6165	SLIPPERY SHALE KM3845-2	STUCCO, TRIM	Gray	MEDIUM	200
	RAMIE SW 6156	RAMIE SW 6156		STUCCO, TRIM	Cream	LIGHT	400
	RAVENWOOD	HOT COCOA SW 6046	MOCHA JAVA KM4111-3	TRIM, ACCENT	Red	MEDIUM	200/300
	REED	JADE DRAGON SW 9129	FERN KM3885-2	TRIM	Green	MEDIUM	100
	RELAXED KHAKI SW 6149	RELAXED KHAKI SW 6149		STUCCO, TRIM	Cream	LIGHT	400
	RELIABLE WHITE SW 6091	RELIABLE WHITE SW 6091		STUCCO, TRIM	White	LIGHT	400





Chip Representation	Del Web Palette Name	Sherwin Williams	Kelly Moore	Approved Usage	Color	Value	Series
	RIPE OLIVE SW 6209	RIPE OLIVE SW 6209		ACCENT	Green	DARK	400
	ROASTED ALMOND	STUCCO SW 7569	NAVAJO WHITE 36	STUCCO, TRIM	Gray	LIGHT	200
	ROBUST RED	RUSTIC RED SW 7593	BRAVADO 160	ACCENT	Red	DARK	200/300
	ROCK BOTTOM SW 7062	ROCK BOTTOM SW 7062		ACCENT	Green	DARK	400
	ROLLING HILLS	KESTREL WHITE SW 7515	BLEACHED BURL KM3971-1	STUCCO, TRIM	White	LIGHT	200
	ROOKWOOD DARK BROWN SW 2808	ROOKWOOD DARK BROWN SW 2808		ACCENT	Brown	DARK	400
	ROOKWOOD SHUTTER GREEN SW 2809	ROOKWOOD SHUTTER GREEN SW 2809		ACCENT	Green	DARK	400
	ROYCROFT BRONZE GREEN SW 2846	ROYCROFT BRONZE GREEN SW 2846		ACCENT	Gray	DARK	400
	RUDDY	VINTAGE LEATHER SW 6062	SOUL OF THE EARTH KM4072-5	ACCENT	Red	DARK	200/300
	RUSSET	KAFFEE SW 6103	MOCHA MOUSSE KM3944-5	TRIM, ACCENT	Brown	DARK	200

Chip Representation	Del Web Palette Name	Sherwin Williams	Kelly Moore	Approved Usage	Color	Value	Series
	SANDS OF TIME SW 6101	SANDS OF TIME SW 6101		STUCCO	Greige	MEDIUM	400
	SHADE GROWN SW 6188	SHADE GROWN SW 6188		STUCCO	Green	DARK	400
	SHIPYARD	RETREAT SW 6207	GLEN IVY KM3887-3	TRIM, ACCENT	Blue Green	MEDIUM	200/300
	SIENNA SAND	QUINOA SW 9101	BRITTANY BEIGE KM4180-2	STUCCO, TRIM	Tan	LIGHT	200/300
	SISAL	CRESCENT CREAM SW 7721	SKIN LIGHT KM3995-1	STUCCO, TRIM	Cream	LIGHT	200
	SMOKE BRUSH	HOMBERG GRAY SW 7622	CANTON JADE KM3855-3	TRIM, ACCENT	Gray	MEDIUM	200/300
	SMOKEHOUSE SW 7040	SMOKEHOUSE SW 7040		ACCENT	Gray	MEDIUM	400
	SNOW MIST	SHOJI WHITE SW 7042	UNBLEACHED WOOD KN3937-1	STUCCO	White	LIGHT	300
	SNOWBOUND SW 7004	SNOWBOUND SW 7004			White	LIGHT	NP
	SOFTER TAN SW 6141	SOFTER TAN SW 6141		STUCCO	Tan	LIGHT	400

Chip Representation	Del Web Palette Name	Sherwin Williams	Kelly Moore	Approved Usage	Color	Value	Series
	SPANISH BROWN	CRAFTSMAN BROWN SW 2835	WOODBIDGE TRAIL KM 5707	STUCCO, TRIM	Brown	MEDIUM	200/300
	SPRUCE ISLAND	RIPE OLIVE SW6209	SPINACH DIPPED KM3872-5	ACCENT	Green	DARK	200/300
	SQUIRREL	MEGA GREIGE SW7031	CHADWICK 217	STUCCO, TRIM	Taupe	MEDIUM	300
	STEEPLE GREY	ACACIA HAZE SW 9131	SLIPPERY SHALE KM3845-2	TRIM, ACCENT	Gray	MEDIUM	200/300
	SUNDRIED TOMATO SW 7585	SUNDRIED TOMATO SW 7585		ACCENT	Red	DARK	NP
	SUNSET	SAND BEACH SW 7529	OYSTER 26	STUCCO, TRIM	Cream	LIGHT	100
	SYCAMORE TAN SW2855	SYCAMORE TAN SW2855		STUCCO, TRIM	Taupe	MEDIUM	400
	TAVERN TAUPE	WINDSOR GREIGE SW 7528	GRAYSTONE 230	STUCCO, TRIM	Griege	LIGHT	200/300
	TEMPRESS	GALE FORCE SW 7605	INSPIRATION AC229-B	ACCENT	Blue	DARK	200/300
	THRESHOLD TAUPE SW 7501	THRESHOLD TAUPE SW 7501			Taupe	MEDIUM	NP

Chip Representation	Del Web Palette Name	Sherwin Williams	Kelly Moore	Approved Usage	Color	Value	Series
	TIMBERMILL	ACCESSIBLE BEIGE SW 7036	EARTH STONE KM3972-2	STUCCO, TRIM	Beige	LIGHT	300
	TOMORROW'S TAUPE	DRY DOCK SW 7502	ANTIGUA ROSE KM4198-2	STUCCO, TRIM	Taupe	MEDIUM	200
	TONY TAUPE SW 7038	TONY TAUPE SW 7038		STUCCO, TRIM	Taupe	MEDIUM	400
	TRAVATAN	TOWER TAN SW 7704	WASHED KHAKI KM4012-2	STUCCO, TRIM	Tan	LIGHT	200
	TREASURE CHEST	BREVITY BROWN SW 6067	BUCKINGHAM PALACE HL4225-6	TRIM, ACCENT	Brown	MEDIUM	200
	TRICORN BLACK SW 6258	TRICORN BLACK SW 6258		ACCENT	Black	DARK	400
	TUMBLEWEED	BUNGALO BEIGE SW 7511	MALIBU BEIGE 216	STUCCO, TRIM	Beige	LIGHT	100
	TUSCANY	DUSTED TRUFFLE SW 9083	EVEN EVAN KM 5796	STUCCO, TRIM	Griege	MEDIUM	200
	URBANE BRONZE SW 7048	URBANE BRONZE SW 7048		TRIM	Bronze	Dark	NP
	UTTERLY BEIGE SW 6080	UTTERLY BEIGE SW 6080		TRIM	Beige	MEDIUM	400



Chip Representation	Del Web Palette Name	Sherwin Williams	Kelly Moore	Approved Usage	Color	Value	Series
	VIRTUAL TAUPE SW 7039	VIRTUAL TAUPE SW 7039		TRIM	Taupe	MEDIUM	400
	WALNUT WASH	SAND TRAP SW 6066	ASHBURY KM4197-2	STUCCO, TRIM	Taupe	LIGHT	200/300
	WALRUS TUSK	NATURAL CHOICE SW 7011	TARAVEL OW236-1	STUCCO, TRIM	White	LIGHT	200
	WARM STONE SW 7032	WARM STONE SW 7032		STUCCO	Taupe	MEDIUM	NP
	WAYFARER GRAY	ROYCROFT PEWTER SW 2848	FRENCH QUARTER KM3814-3	TRIM, ACCENT	Gray	MEDIUM	200/300
	WEB GRAY SW 7075	WEB GRAY SW 7075		TRIM, ACCENT	GRAY	MEDIUM	NP
	WELL-BRED BROWN SW 7027	WELL-BRED BROWN SW 7027		TRIM, ACCENT	Brown	DARK	NP
	WESTERN BEIGE	SOFTER TAN SW 6141	SUNDAY DRIVE KM5710	STUCCO, TRIM	Beige	LIGHT	200
	WILDCAT	STICKS & STONES SW 7503	LIGHT TRUFFLE KM5781	STUCCO, TRIM	Gray	MEDIUM	100/200/300
	WORLDLY GRAY SW 7043	WORLDLY GRAY SW 7043		TRIM	Gray	LIGHT	NP