

# TRAVEL/Photo SIG

October 2-2019

# Best Travel Deals for October-2019

Steven Cukrov | Dreamstime.com



■ Google Flights, part of the search engine giant's new raft of travel-savvy features, aims to prevent that buyer's remorse. It's so sure of its tracking prowess that it's offering a price guarantee.

## Use the Tips section to know when you're getting a good deal

- Google Flights
- <https://www.google.com/flights>
- uses more than 300 partners including airlines and other travel aggregators to display offers. It automatically sorts results by the best price, but the Tips section provides further insights. It contains notes that let you know whether you're getting a good deal. Tips may note that prices are unlikely to drop before you book, that prices are less than usual, or prices are likely to increase. Google develops these tips after analyzing price trends of past flights and similar trips.



Trips



Explore



Flights



Hotels



Packages

## Best departing nights

Total price includes taxes + fees for 1 adult. [Additional bag fees](#) and other fees may apply.

Sort by:



5:45 AM – 9:37 AM

American

2h 52m

AUS-MIA

Nonstop

\$167

round trip



3:29 PM – 10:27 PM

American

5h 58m

AUS-MIA

1 stop

57m CLT

\$174

round trip



9:25 AM – 1:18 PM

Ameri... · Operated by Republic Airways as America... AUS-MIA

2h 53m

Nonstop

\$227

round trip



4:38 PM – 8:32 PM

Ameri... · Operated by Republic Airways as America... AUS-MIA

2h 54m

Nonstop

\$227

round trip



Prices are currently **low** for your trip ⓘ







Prices are \$10 cheaper than usual.





The least expensive flights for similar trips to Miami usually cost between \$175–\$330.

\$167 is low





Stops		From:	5:45am - 9:37am	2h 52m (Nonstop)	\$167	Select
<input type="checkbox"/> Nonstop (3)	\$167		 American Airlines	AUS - MIA	roundtrip	
<input type="checkbox"/> 1 Stop (33)	\$174		Details & baggage fees ▾			
Airlines included		From:	Rules and restrictions apply ▾			
<input type="checkbox"/> American Airlines (22)	\$167					
<input type="checkbox"/> Delta (8)	\$182		3:29pm - 10:27pm	5h 58m (1 stop)	\$174	Select
<input type="checkbox"/> United (5)	\$220		 American Airlines	AUS - 57m in CLT - MIA	roundtrip	
<input type="checkbox"/> Frontier Airlines (1)	\$288		Details & baggage fees ▾			
Departure time - Austin			Rules and restrictions apply ▾			
<input type="checkbox"/> Morning (5:00am - 11:59am)						
<input type="checkbox"/> Afternoon (12:00pm - 5:59pm)			5:25pm - 12:49am <sup>+1</sup>	6h 24m (1 stop)	\$174	Select
<input type="checkbox"/> Evening (6:00pm - 11:59pm)			 American Airlines	AUS - 1h 25m in CLT - MIA	roundtrip	
Arrival time - Miami			Details & baggage fees ▾			
<input type="checkbox"/> Early Morning (12:00am - 4:59am)			Rules and restrictions apply ▾			
<input type="checkbox"/> Morning (5:00am - 11:59am)						
<input type="checkbox"/> Afternoon (12:00pm - 5:59pm)			3:29pm - 12:49am <sup>+1</sup>	8h 20m (1 stop)	\$174	Select
<input type="checkbox"/> Evening (6:00pm - 11:59pm)			 American Airlines	AUS - 3h 22m in CLT - MIA	roundtrip	
			Details & baggage fees ▾			

 **Dates**  Price graph  Airports  Tips

Departure < >

● Cheaper ● More expensive  
Compared with other prices shown

Thu Jan 16	Fri Jan 17	Sat Jan 18	Sun Jan 19	Mon Jan 20	Tue Jan 21	Wed Jan 22	
\$273	\$296	\$236	\$239				Sun Jan 19
\$264	\$287	\$227	\$227	\$227			Mon Jan 20
\$213	\$236	\$176	\$176	\$176	\$149		Tue Jan 21
\$204	\$227	\$167	\$167	\$167	\$167	\$152	Wed Jan 22
\$204	\$227	\$167	\$167	\$167	\$167	\$174	Thu Jan 23
\$204	\$227	\$167	\$167	\$167	\$167	\$174	Fri Jan 24
\$204	\$227	\$167	\$167	\$167	\$167	\$174	Sat Jan 25



Dates



Price graph



Airports



Tips

Sun, Jan 19–Wed, Jan 22, 2020

From **\$167**

3-day trip

–

+

\$540

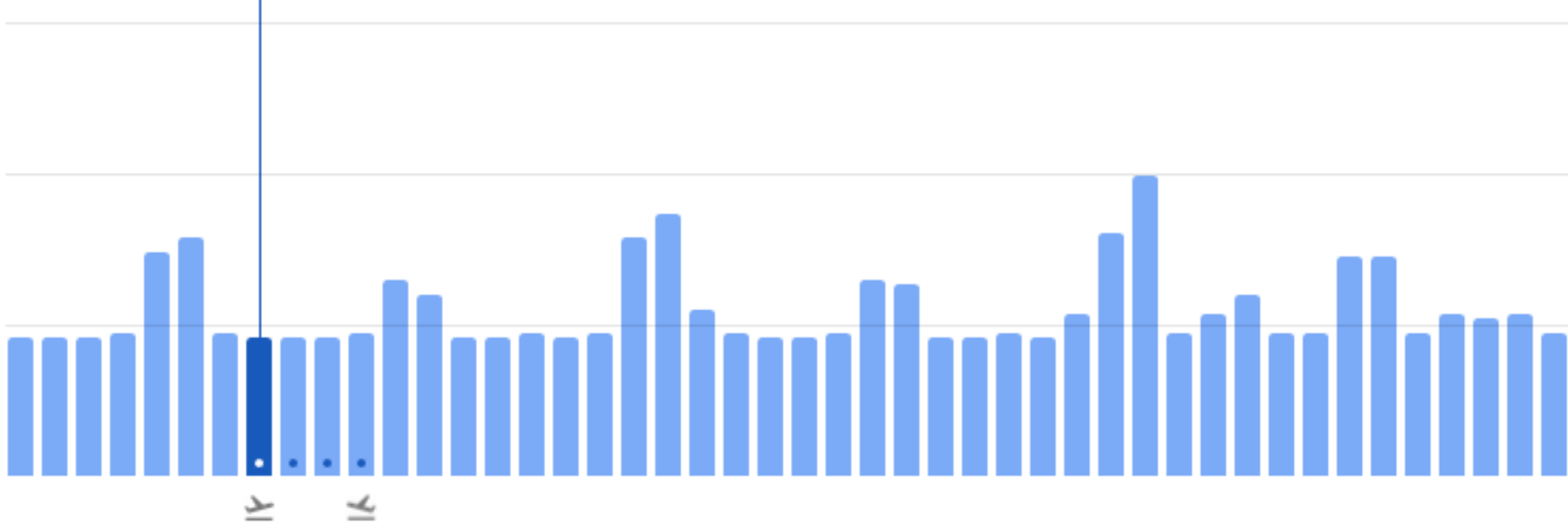
\$360

\$180

\$0



Feb 2020



## Use the Explore Destinations feature

■ Still trying to decide where you want to go? Let the Explore Destinations feature be your budget-friendly travel agent. It allows you to select your departure city, the proposed length of your trip, and the month in which you want to travel, then delivers destinations with the lowest airfares. For example, if you're planning a one-week trip in November, but aren't sure of your destination, you may opt for New York over Washington, DC, when you discover you'll save \$100 on the airfare alone.

# Orlando

City in Florida

Orlando, a city in central Florida, is home to more than a dozen theme parks. Chief among its claims to fame is Walt Disney World, comprised of parks like the Magic Kingdom and Epcot, as well as water parks. Another major destination, Universal Orlando, offers Universal Studios and Islands of Adventure, with the Wizarding World of Harry Potter straddling ... [Read more](#)

## Things to do

Based on traveler visits and local insights

[See all](#)



### Walt Disney World Resort

4.7 ★★★★★ (173,526)

Famed theme parks, lodging, shops & more



### Universal Orlando Resort

4.7 ★★★★★ (94,078)

Theme park with movie-themed rides



### Magic Kingdom Park

4.7 ★★★★★ (128,777)

Famed amusement park with 6 themed lands




### Universal Studios Florida

4.7 ★★★★★ (63,348)

Big park with movie-themed attractions

## Set Fare Alerts

 Even though Google Flights offers several convenient features to search for the best price within its platform, you may not want to turn obsessive fare checking into a hobby. In that case, set up a Fare Alert. Just enter your travel details, including destination and dates, and click the Track Prices toggle. Google Flights will keep tabs on price fluctuations and send you an email notifying you of price changes.

 Track prices 



Date grid




Price graph



Nearby airports

## Best departing flights

Total price includes taxes + fees for 1 adult. [Additional bag fees](#) and other fees may apply.

Sort by: 



12:43 PM – 4:15 PM<sup>+1</sup>

JetBlue, Royal Air Maroc

20h 32m

AUS–ORY

2 stops

JFK, CMN

**\$1,309**

round trip



4:20 PM – 4:10 PM<sup>+1</sup>

Norwegian Air UK, easyJet

16h 50m

AUS–CDG

1 stop

6h 25m LGW

**\$1,313**

round trip



12:00 PM – 10:20 AM<sup>+1</sup>

United, SAS

15h 20m

AUS–CDG

2 stops

IAD, CPH

**\$1,501**

round trip




Prices are currently **high** for your trip.

[Details](#)




# What is HDR ?

## HDR

 —or High Dynamic Range imaging—is now a common feature on ... more like what your eyes see, rather than what your **camera** sees.



















Apps

My apps

Shop

Games

Family

Editors' Choice

Account

Payment methods

My subscriptions

Redeem

Buy gift card

My wishlist

My Play activity

Parent Guide

Search

Android apps

All prices



HDR Camera  
Oalex

★★★★☆



Pro HDR Camera  
EyeApps LLC

★★★★☆

\$1.99



HDR Camera  
Almalence

★★★★☆



Ultimate HDR Cam  
Mazusa Trading As Vect

★★★★☆



HDR Max - Photo Editor  
Wombatica Software

★★★★☆



HDR Camera+  
Almalence

★★★★☆



HDR Camera Pro  
Haris Prakoso

★★★★☆



Camera HDR - 4K  
Kings Apps developers

★★★★☆



Simply HDR  
JixiPix Software

★★★★☆

\$1.99



Snap Camera HDR  
Marginz Software


★★★★☆

\$1.99





# 5 Best HDR Camera Apps for iPhone 2019



# 5 Best HDR Camera Apps for iPhone 2019

■ 1. [Hydra - Amazing Photography](#)

■ 2. [vividHDR](#)

■ 3. [Simply HDR](#)

■ 4. [Pro HDR X](#)

■ 5. [HDR](#)

# Android-Ultimate HDR Camera

■ Mazusa Trading As Vector OCR SolutionsPhotography

■ Everyone

■ 13,959 Reviews 8.3/10

■ Contains Ads

■ This app is compatible with all of your devices.





# ULTIMATE HDR CAMERA



★ 8.3/10

Apk file Ultimate HDR Camera has several variants, please select one

## Ultimate HDR Camera 3.15

**Download** ↓

free 2.37 MB

for ARM7 ARM6 x86\_64 x86 mips devices  
Android 4.0.3+

## Ultimate HDR Camera 4.0

**Download** ↓

free 2.24 MB

for ARM7 devices  
Android 4.0.3+





# Ultimate HDR Camera







# Travel Tips – Your Turn

# 21 Day Cruise






## Shore excursions

### Debark Tour - City Drive

 BCN-965 | Barcelona, Spain | Group Size: 45

 3.5 hours \$59.95

#### **You will see:**

 This delightful narrated city drive is designed for passengers who wish to see the major sights with minimal walking. Highlights include a drive around the Olympic Ring, the Plaça Espanya and magnificent La Sagrada Familia church.

 [View Excursion Details »](#) | [Reserve in Cruise Personalizer »](#)

# Hop on-Hop Off

## Barcelona City Tour Hop-On Hop-Off

Discover the spectacular sights and cultural delights of Barcelona on a 1- or 2-day hop-on hop-off bus tour. From the open-top deck of a distinctive double-decker bus, see the impressive monuments of the Catalan capital and disembark whenever an attraction captures your attention. Explore both the East and West route to admire the medieval charm of Las Ramblas and see the sandy stretch of Port Olimpic. Marvel at the architectural magnificence of Gaudi buildings and feel awe-inspired by the famous F.C. Barcelona football stadium. ... [Learn More](#)  
Duration: 2 hours

\$24.95





 CFU-100 | Corfu, Greece


 \$149.95



Corfu is a blend of natural beauty, traditional villages and archaeological sites. Witness it all as you tour the neo-classical Achilleion Palace and view the ancient Monastery of the Agia Paraskevi Monastery. You'll travel to two small coastal villages with captivating views and explore Corfu's Old Town on a guided walking tour.

## Corfu Shore Excursion: Private Island Tour Including Achillion Palace

 Viatour - \$71.23

 Overview Set off to explore the lovely island of Corfu on this private, half-day shore excursion. Explore the lavishly decorated Achillion Palace and visit the 13th-century Monastery of the Virgin Mary near Paleokastritsa, whose spectacular coastline featured in the James Bond film, 'For Your Eyes Only.' You'll also pass through Ropa Valley and Gastouri village before capping your tour with a guided visit of Corfu Town and St Spyridon Church. Half-day Corfu island shore excursion, led by a private guide

Explore Achillion Palace on a walking tour and learn about Empress Elisabeth of Austria Stop near Paleokastritsa to visit the 13th-century Monastery of the Virgin Mary Relax on the journey through scenic Ropa Valley and Gastouri village Walk through Corfu Town and visit St Spyridon Church to admire its lavish silver ornaments Covered by Viator's worry-free policy: guaranteed on-time return to your ship

# My 36 Tips

- Real ID
- Emergency contact info
- Passport Copy
- Phone and Wallet
- ATMS
- Learn to haggle.
- Pack a flashlight.
- Get Global Entry/TSA Pre✓® — it's free if you have certain credit cards.
- Download travel apps to make your trip better.
- Visit the local tourism office.
- Use Meetup, the sharing economy, and hospitality websites to meet locals
- Get city attraction cards.
- Take pictures of your luggage and clothes.
- Always have an extra USB charger.
- Pre-book your tickets to attractions
- Don't be afraid to get purposefully lost.
- Do NOT use Public Wi-Fi
- Eat the local food
- Take the free walking tours
- Print out ALL Tour BARCODES
- Print out ALL RESERVATIONS
- Pack a towel/washcloth
- Learn some of the lingo
- Pack a small first aid kit
- Travel insurance
- Always carry a pen & paper
- Digitize your documentation.
- Read up about the country you're visiting, before you get there
- Bring earplugs and a sleep mask
- Take 2 debit and credit cards along with you
- Use no-fee bank cards
- Carry some cash with you
- Use public transportation
- Keep a journal
- Talk to the locals
- Respect local customs



# 21 Ways You Could Get into Trouble as a Tourist in Italy

9/3/2019 — By Sasha Brady, Lonely Planet Writer



# With that in mind, here's a quick brief at what not to do on your next visit to Italy:

- 1. Purchase unauthorized tours from touts in any city.
- 2. Purchase "skip-the-line" tours outside historic monuments in Rome such as the Vatican.
- 3. Join organized pub crawls in Rome.
- 4. Eat or drink at famous sites in any city, like the Spanish Steps.
- 5. Sit or lay down in front of shops, historic monuments and bridges. You'll more than likely be moved on.

- 6. Eat on the streets of Florence's historic center – Via de' Neri, Piazzale degli Uffizi, Piazza del Grano and Via della Ninna – from noon to 3pm and from 6pm to 10pm daily.
- 7. Drag pushchairs or wheeled suitcases up the Spanish Steps in Rome.
- 8. Jump into fountains or otherwise damage or climb on them.
- 9. Set up picnics in public spaces or pause too long on bridges in Venice.
- 10. Ride bikes in Venice city center.



- 11. Drink alcohol on the street between 8pm and 8am in Venice.
- 12. Busk on public transport in Rome.
- 13. Attach love locks to bridges in Rome and Venice.
- 14. Take part in group celebrations such as hen and stag parties outdoors during weeknights in Venice. They're only permitted outdoors during the day or on weekends.
- 15. Let your mouth touch the spout of Rome's public drinking fountains, known as *nasoni*. Instead cup your hands under the spout or place your finger under the stream to direct an arc of water to your mouth like the Romans do.

- 16. Drink alcohol out of glass containers on public streets, public transit and in non-enclosed green spaces in Rome after 10pm. Or drink alcohol out of any container after midnight in these spaces.
- 17. Dress up as a historical figure or character like a "centurion" (gladiator) in Rome and pose for photos with tourists.
- 18. Walk around shirtless or in your swimwear in any metropolitan area. This state of dress is strictly restricted to the beach or lido.
- 19. Wear sandals or flip-flops while hiking in Cinque Terre.



- 20. Swim in the Blue Grotto on the island of Capri. You can visit by boat but swimming in the grotto is strictly forbidden, just ask supermodel Heidi Klum who was fined €6000 (\$6696) for taking a dip in the waters this summer.
- 21. Steal sand from the beaches of Sardinia (or any beach for that matter). You could face up to six years in prison.

# Here Are the 10 Best Cameras for Under \$600 USD



# Ricoh GR II



GR II

\$599.95 USD

Ricoh

HYPEBEAST photographer Eddie Lee helms the Ricoh GR II as one of the “best street photography cameras” thanks to its “Portability, compact size, quality of photos that it produces, and its snap focus function.” The GR II combines its 16.2MP, 28mm focal length and its medley of focus modes with a robust and simplistic body that comes together to produce excellent quality images. Rounding out its street photography credentials is its Wi-Fi function, making it easy to upload images from the street to the ‘gram.

# Fujifilm X-T100



■ Fujifilm

■ X-T100

■ \$599.95 USD

■ Fujifilm

■ This retro-styled [Fujifilm](#) X-T100 packs a punch for its sub-\$600 USD price point. It continuously produces crisp photos and makes sure each one is as flawless as possible thanks to its advanced hybrid autofocus system, which keeps up with fast-moving objects in all conditions. The X-T100 brings professional photography to the hands of beginners or those without a multi-thousand-dollar budget, and can also record in 4K.



# Sony A6000



- Sony
- A6000
- From \$449.99 USD
- Sony
- The Sony A6000 is said to have “quicker autofocus than a DSLR,” by its manufacturer itself. The A6000 is for those who want a quick point-and-shoot that requires little-to-no effort, with its 24MP lens, high-speed contrast detection, 179 phase-detection points and 4D focus there to help photographers of all levels. Completing its list of boastful traits its compact size, packing DSLR quality into a versatile body.

# Nikon D3500

- Nikon
- D3500
- \$449.95 USD
- Nikon



- Choose the [Nikon](#) D3500 if you're looking for something more substantial in size. Echoing the style of a fully-fledged DSLR, the D3500 is a classic in the beginner's guide to taking better photos thanks to its standout base functions. It comes equipped with an image sensor that is approximately 15x larger than those found in a smartphone, and can be upgraded with an entire roster of superior lenses.

# Olympus OM-D E-M10 Mark III



- Olympus

- OM-D E-M10 Mark III

- \$499.99 USD

- Olympus

- The OM-D E-M10 Mark III is Olympus' way of stepping up to the competition in the mirrorless camera field. It steps up a number of features seen on its predecessor — which is now a cheaper and good alternative to the Mark III — and maintains a beautifully classic look. One of the standout features on the Mark III is its Advanced Photo mode, which allows shooters to fine-tune images.

# Panasonic LUMIX FZ300

- Panasonic
- LUMIX FZ300
- \$499.99 USD
- Panasonic



- Panasonic's LUMIX FZ300 has a best-in-class 24x f2.8 25-600mm lens, meaning it's HYPEBEAST's leading long-zoom option. It delivers 4K imagery and video footage, too, further adding to its long list of capabilities. The body is weather-resistant, which teams up with its long-zoom lens to aid capturing those hard-to-reach moments. And, unlike most long-zoom cameras, it performs to give the highest amount of aperture possible, working with a healthy ISO to get the best light level possible.



# Canon EOS Rebel T7



■ Canon

■ EOS Rebel T7

■ \$449.99 USD

■ Canon

■ The [Canon EOS](#) Rebel T7 is a true beginner's piece, coming equipped with a roster of functional essentials to not only help you take pictures but also perfect and share them. This WiFi-enabled camera is essentially a DSLR for budding photographers, and it has been given a wide ISO range to enable shooting all-day and all-night long. This is one of the list's most robust offerings and features a host of clearly-labeled buttons, once again standing its ground as an all-around beginner's choice.

# Canon PowerShot ELPH 360 HS

- Canon
- PowerShot ELPH 360 HS
- \$209.99 USD
- Canon



- One of the most surprising entries is the \$209.99 USD [Canon](#) PowerShot ELPH 360 HS. However, it's its video recording capabilities that make it stand out amongst the rest and the best, as it captures footage in 1080p HD. As a result, this camera is the ideal portable vlogging camera for those just starting out, or for those looking for something small and easy to use. Just like its more expensive competitors, it's equipped with Wi-Fi, NFC and an ISO of 3200, and manages to better its skillset with a 20.2MP wide-angled lens, too.

# Olympus Tough TG-6

■ Olympus

■ TG-6

■ Approx. \$555 USD

■ Olympus

■ Rounding out HYPEBEAST's top ten is the Olympus Tough TG-6. This camera is undoubtedly one of the best performing cameras for those on-the-go, making it an excellent device for travelers and adrenaline junkies. Its rugged appearance is backed up by shock resistance of 2.1m, waterproofness of 15m, and can withstand being crushed by 100kg. It'll manage to take pictures using its top-spec TruePic VIII image processor in conditions as cold as -10°C, too.



## Xiaomi YI 4K Action Camera



- Xiaomi
- YI 4K Action Camera
- Approx. \$140 USD
- Xiaomi
- A left-field entry on the HYPEBEAST round-up comes in the form of Xiaomi's YI 4K action camera — aka, enough competition to worry the GoPro. This simplistic device has one main focus — capturing super-quality images and footage. You can keep the photos to upload later, send them to your smartphone instantly to quickly share your stunning shots, or live-stream the entire event as it unfolds. All for just under \$140 USD.



# Best shutter speeds for every situation



## HOW TO ADJUST SHUTTER SPEED

### Use Shutter Priority mode

Select S or Tv on your camera's top dial or menu, then adjust shutter speed with the relevant dial (check your manual). You can go down to around 30 secs for traffic trails.

### Set the right ISO

To access slower shutter speeds, use the lowest ISO setting (usually ISO100). If you need a fast shutter speed, you may need a higher ISO, such as ISO400 or above.

SHUTTER SPEED	TYPICALLY USED FOR...
1/4000 sec	Freezing extremely fast movement
1/2000 sec	Freezing birds in flight
1/1000 sec	Freezing motorcycles, cars and other fast vehicles
1/500 sec	Freezing mountain bikes, runners and athletes
1/250 sec	Freezing slow-moving animals or people walking
1/125 sec	Panning motorcycles, cars and other fast vehicles
1/60 sec	Panning mountain bikes close to the camera
1/30 sec	Panning fast-moving cyclists at a distance
1/15 sec	Panning runners, kids or moving animals
1/8 sec	Blurring fast-flowing water close to the camera
1/4 sec	Blurring people walking
1/2 sec	Blurring slow-moving water
1 sec or slower	'Milky' water effects





# 6 Secret American Drives to Add to Your Bucket List

■ By Robert Firpo-Cappiello, Lonely Planet Writer



## ■ Big Bend, Texas

■ Big Bend National Park, along the Texas border with Mexico, is often overshadowed by its more famous fellow parks like Yosemite and Grand Canyon. But a road trip through this gorgeous environment, with its limestone cliffs, scenic overlooks, and Rio Grande River, is a unique way to experience the American landscape.

■ Big Bend includes small “villages” that can serve as handy milestones in planning a drive. One option is the Panther Junction-to-Rio Grande Village drive, about 21 miles (34km) passing ancient limestone, scenic overlooks, and opportunities for stopping for a short hike at Boquillas Canyon or the Rio Grande Village Nature Trail.



## Cherokee Hills, Oklahoma

This is a lesser-known road trip that provides a healthy dose of cultural education as well. The Cherokee Hills Scenic Byway, in the foothills of the Ozark Mountains in eastern Oklahoma, runs about 84 miles (135km), so set aside at least two hours for the drive. But the best approach is to make many stops along the way. You'll see some of the oldest buildings west of the Mississippi River, many predating the state of Oklahoma itself; five small towns; the Cherokee Heritage Center, where visitors learn about the painful history of the Trail of Tears but also about the modern-day initiatives of the Cherokee Nation; and natural wonders including Lake Tenkiller and Natural Falls State Park.


## ■ Door County, Wisconsin

■ The Door County peninsula, sometimes called the “Cape Cod of the Midwest,” is a narrow, beautiful stretch of land between Lake Michigan and Green Bay. Its Coastal Byway (Highway 42/57) is a Wisconsin Scenic Byway, covering more than 60 miles (97km) passing through the towns of Sturgeon Bay and Northport. Here, visitors discover the natural beauty and relaxing pace of this prized corner of Wisconsin – including farms known for their fresh cherries, a summer theater festival, and charming communities that hug the lakeshore, offering great food (including house-made ice cream), unique shopping, and forests perfect for easy hikes.

## ■ Brandywine Valley Scenic Byway

■ Sure, Delaware is one of the smallest states in the US, but it packs plenty of history and natural beauty. The Brandywine Valley Scenic Byway, in northern Delaware, takes visitors past sights as diverse as the city of Wilmington and the beautiful countryside. Officially only 12 miles (19km) along the Kennett Pike and Montchanin Road, the byway focuses on the 300-year history of the Brandywine Valley and its role in the industrial revolution and the growth of transportation across the early United States. Consider the byway as your introduction to the larger Brandywine Valley region, which stretches into Pennsylvania and includes an array of important historical homes with great art collections, such as the Winterthur Museum, Garden, and Library; the Nemours Mansion and Garden; the Brandywine River Museum; and the Delaware Museum of Art.

## Beartooth Highway, Wyoming & Montana

 Warning: once you've driven the Beartooth Highway, which adjoins Yellowstone National Park and is surrounded by national forests and the Absaroka-Beartooth Wilderness, you may be spoiled forever. The highway, a National Scenic Byways All-American Road, is a winding route up into the Absaroka and Beartooth Mountains – achieving an elevation over 10,000ft (3,000 meters) at its zenith, it's the highest highway in the northern Rocky Mountains – with peerless scenic overlooks, glacial lakes, waterfalls, and, before you ascend back down, a high alpine plateau above the treeline. Set aside a few hours to truly enjoy the 67 miles (108km) of highway, and get to know one of the gateway communities such as Cooke City and Red Lodge, Montana, or Cody, Wyoming.



## ■ Mississippi Blues Trail, Mississippi

■ For an immersion in one of America's original art forms, the blues, head to Clarksdale, Mississippi, gateway to the Mississippi Blues Trail. Although you'll see the beautiful sights of the legendary Mississippi Delta along the way, the Blues Trail is not primarily a scenic drive but rather a set of interpretive markers and cultural institutions that visitors can navigate to create their own personalized road trip devoted to Mississippi's incredible musical legacy. The trip's mileage and time frame are entirely up to you. Highlights include Clarksdale's Delta Blues Museum (where you'll learn about local luminaries Muddy Waters and Robert Johnson) and Ground Zero Blues Cafe; Indianola's B.B. King Museum and Delta Interpretive Center and Club Ebony (for blues music and soul food); and Greenwood's Blues Heritage Gallery and excellent restaurants in the historic downtown district.

# Keeping Your Images Safe

- Cloud backups
- Offline backups (don't neglect these!)
  - In 3 separate places

# Online Photo Storage Sites

- 1. [SmugMug](#)
- There are no free plans for SmugMug. Subscriptions range from \$5.99 per month to \$41.99 per month.
- 2. [Flickr](#)
- Beginning January 8, 2019, Free accounts will be limited to 1,000 photos and videos. If you need unlimited storage, you'll need to upgrade to Flickr Pro.
- 3. [500px](#)
- Offers both free and paid accounts. Free accounts have plenty of options but do feature advertising. Paid accounts start at \$4.99 per month and give you unlimited uploads
- 4. [Photobucket](#)
- Free account gives you 2GB of storage. Paid accounts range from \$59.99 to \$399.99 per year

## Online Photo Storage Sites

- 5. [Dropbox](#)
- Free Dropbox account gives you 2GB of storage, or you can opt for a Dropbox Plus account which gives you 1TB of storage for \$9.99 per month.
- 6. [iCloud](#)
- iCloud offers users 5GB of storage for free. Storage upgrades are available, starting with their 50GB plan for \$0.99 per month
- 7. [Google Photos](#)
- Google Photos gives you unlimited storage at no cost. However, with a free plan your photos can't have a resolution any more than 16 megapixels. You can store larger photos with a paid plan, which starts at \$1.99 per month for 100GB.



# Online Photo Storage Sites

- **8. Amazon Prime Photos**

- Amazon Prime Photos is a photo storage service for Amazon's Prime members. Lets users store unlimited photos, subscription costs \$99 per year

- **9. Microsoft OneDrive**

- OneDrive offers 5GB of storage for free. You can get 50GB for \$1.99 per month, or 1TB of storage for just \$6.99 per month.

- **Carbonite® Official Site | Carbonite Pricing | Free 30-Day Trial**

\$6.00 a MONTH

- Automatic cloud backup
- Award-winning support, 7 days/week
- External Hard Drive backup
- Remote file access to computer files
- Encryption
- FERPA, GLBA & HIPAA support
- Centralized management & admin controls
- Image Backup and Bare Metal Restore
- Backup for databases & applications
  
- One Computer from \$6 / month billed annually

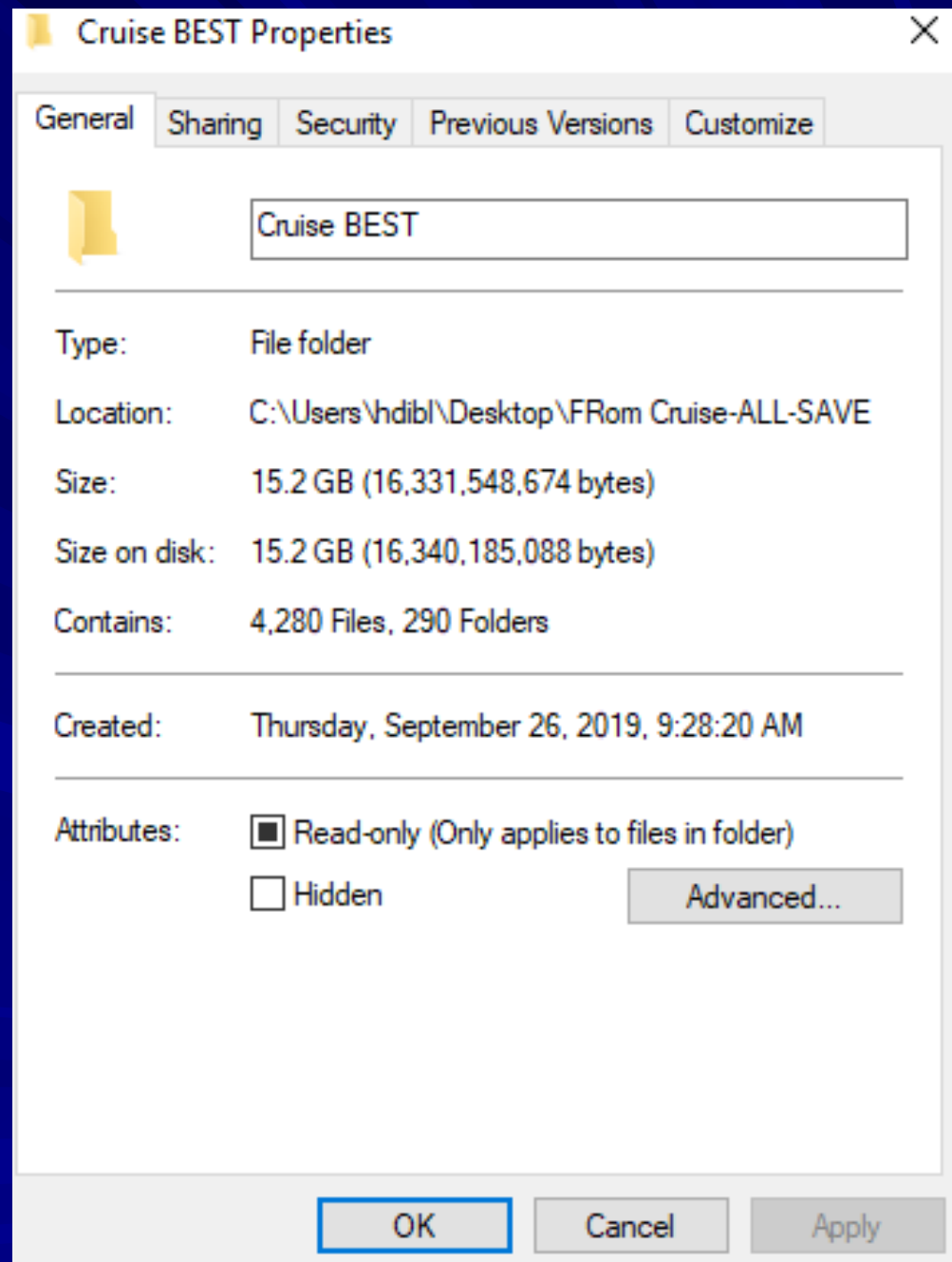
# Travel Photography With A Cell Phone My New Adventure

- Know your smartphone camera's limitations
- Understand a smartphone camera's strengths
- Ditch the native camera app (most of the time)
- Pack a portable charger
- Pack a waterproof case
- Leave enough free space for plenty of photos
- Take thoughtful compositions
- Tap to focus and use exposure compensation
- Look for "good" light
- Shoot in DNG and edit for the best results
- Consider smartphone lenses and a mini tripod

# Organizing My Travel Images

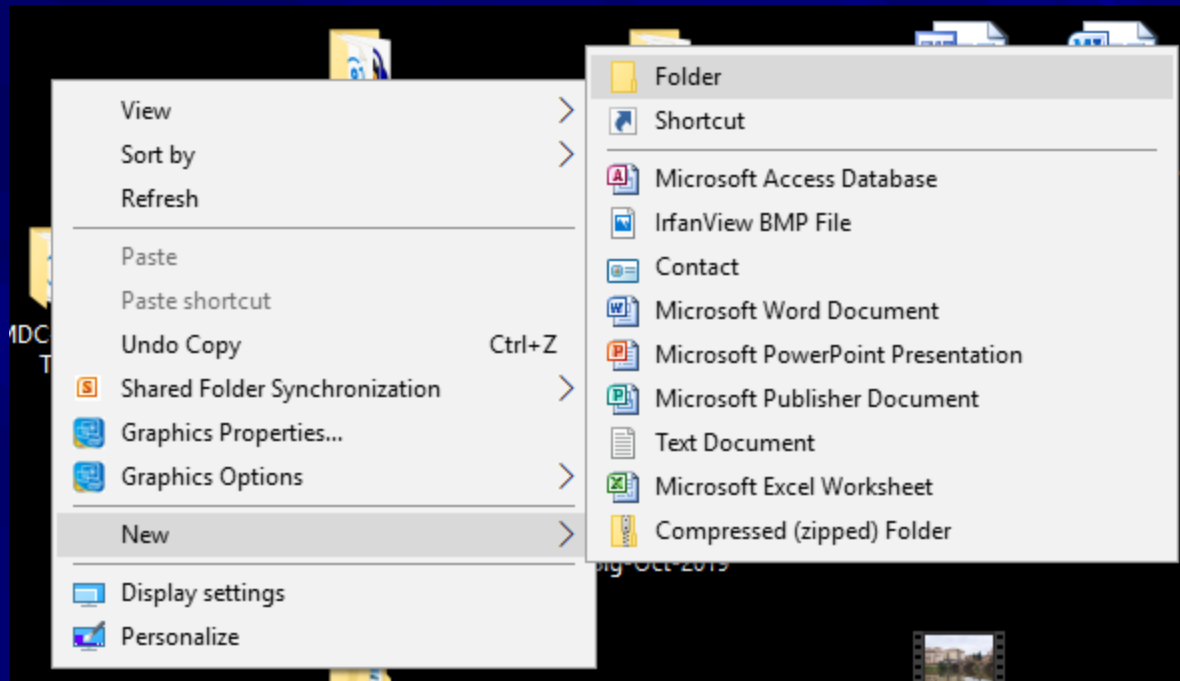
■ I took how many  
photos?????

■ 4,280 WHAT !!!!!

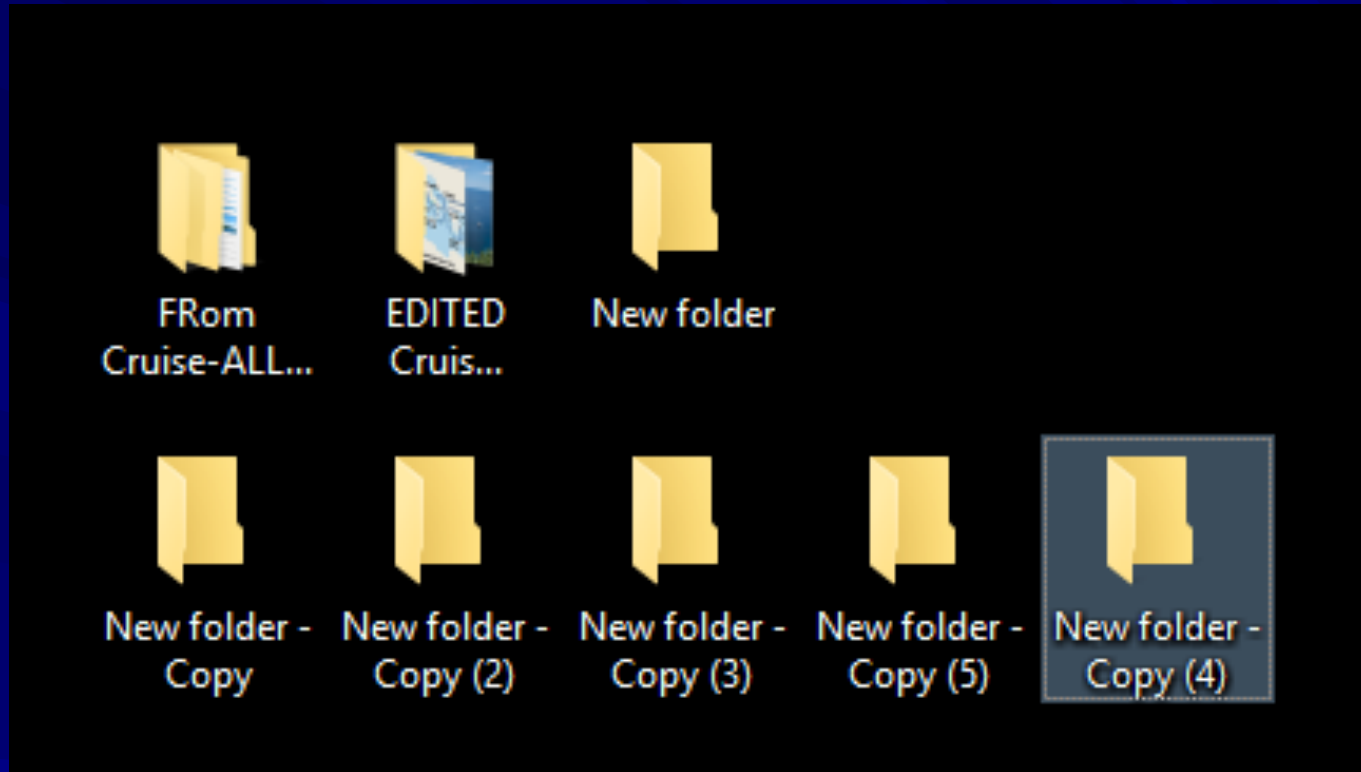




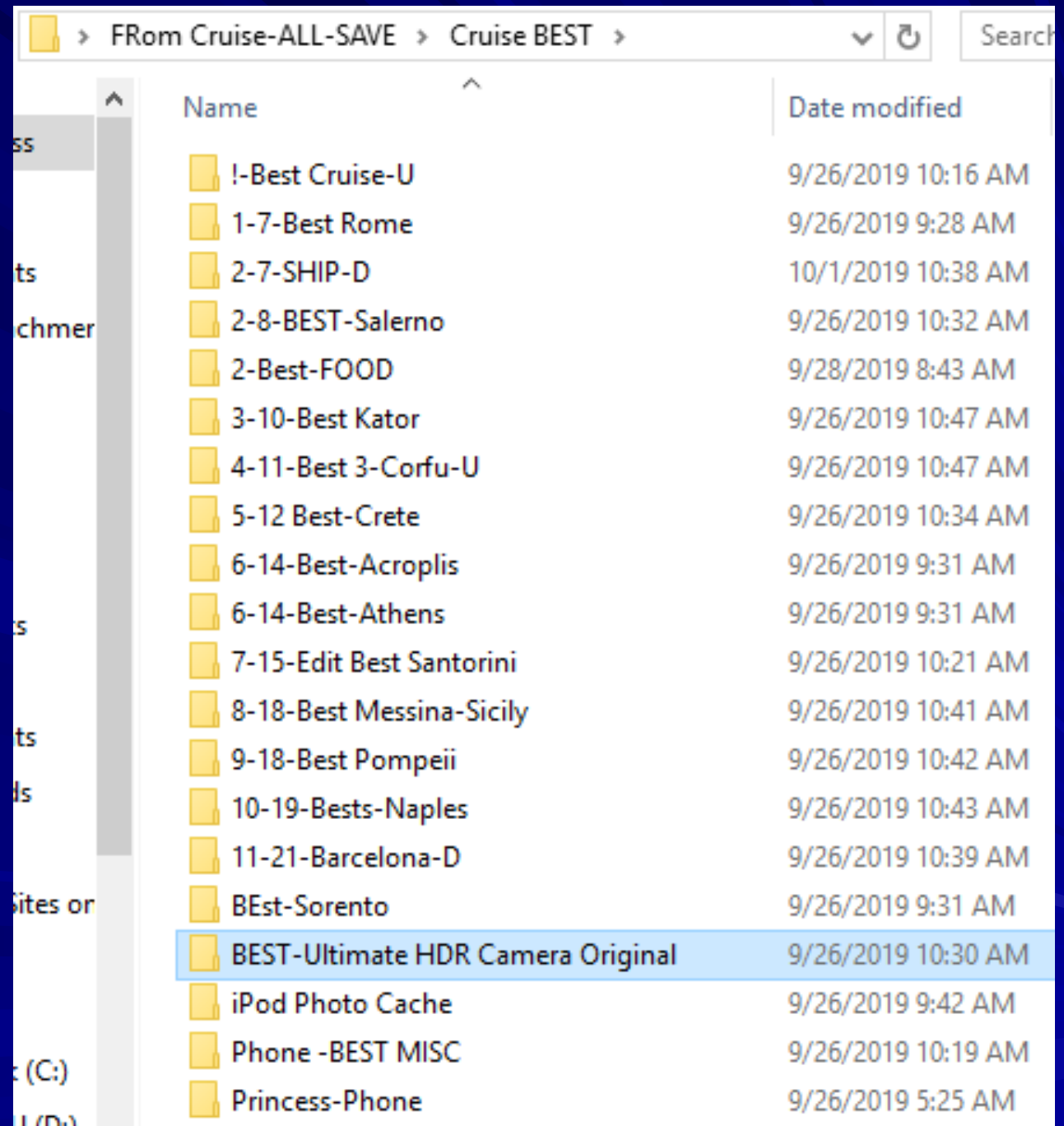
# Organizing My Travel Images



# Make new folders



# Name new folders



Name	Date modified
!-Best Cruise-U	9/26/2019 10:16 AM
1-7-Best Rome	9/26/2019 9:28 AM
2-7-SHIP-D	10/1/2019 10:38 AM
2-8-BEST-Salerno	9/26/2019 10:32 AM
2-Best-FOOD	9/28/2019 8:43 AM
3-10-Best Kator	9/26/2019 10:47 AM
4-11-Best 3-Corfu-U	9/26/2019 10:47 AM
5-12 Best-Crete	9/26/2019 10:34 AM
6-14-Best-Acroplis	9/26/2019 9:31 AM
6-14-Best-Athens	9/26/2019 9:31 AM
7-15-Edit Best Santorini	9/26/2019 10:21 AM
8-18-Best Messina-Sicily	9/26/2019 10:41 AM
9-18-Best Pompeii	9/26/2019 10:42 AM
10-19-Bests-Naples	9/26/2019 10:43 AM
11-21-Barcelona-D	9/26/2019 10:39 AM
BEst-Sorento	9/26/2019 9:31 AM
<b>BEST-Ultimate HDR Camera Original</b>	9/26/2019 10:30 AM
iPod Photo Cache	9/26/2019 9:42 AM
Phone -BEST MISC	9/26/2019 10:19 AM
Princess-Phone	9/26/2019 5:25 AM

# Best Additional Photo Apps For Android

HD



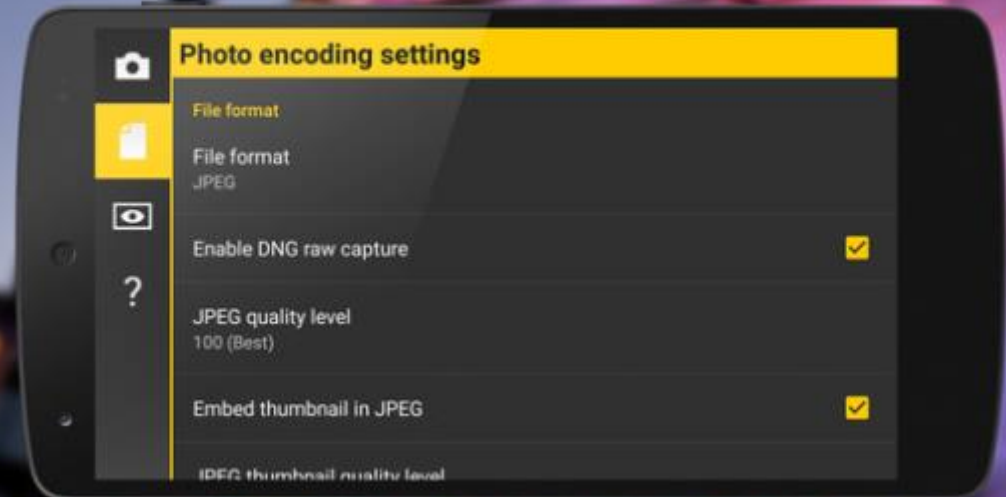
- **Camera FV-5 Lite – By FGAE**
- A Better Camera – [AlmalencePhotography](#)
- Open Camera – By Mark Harman
-

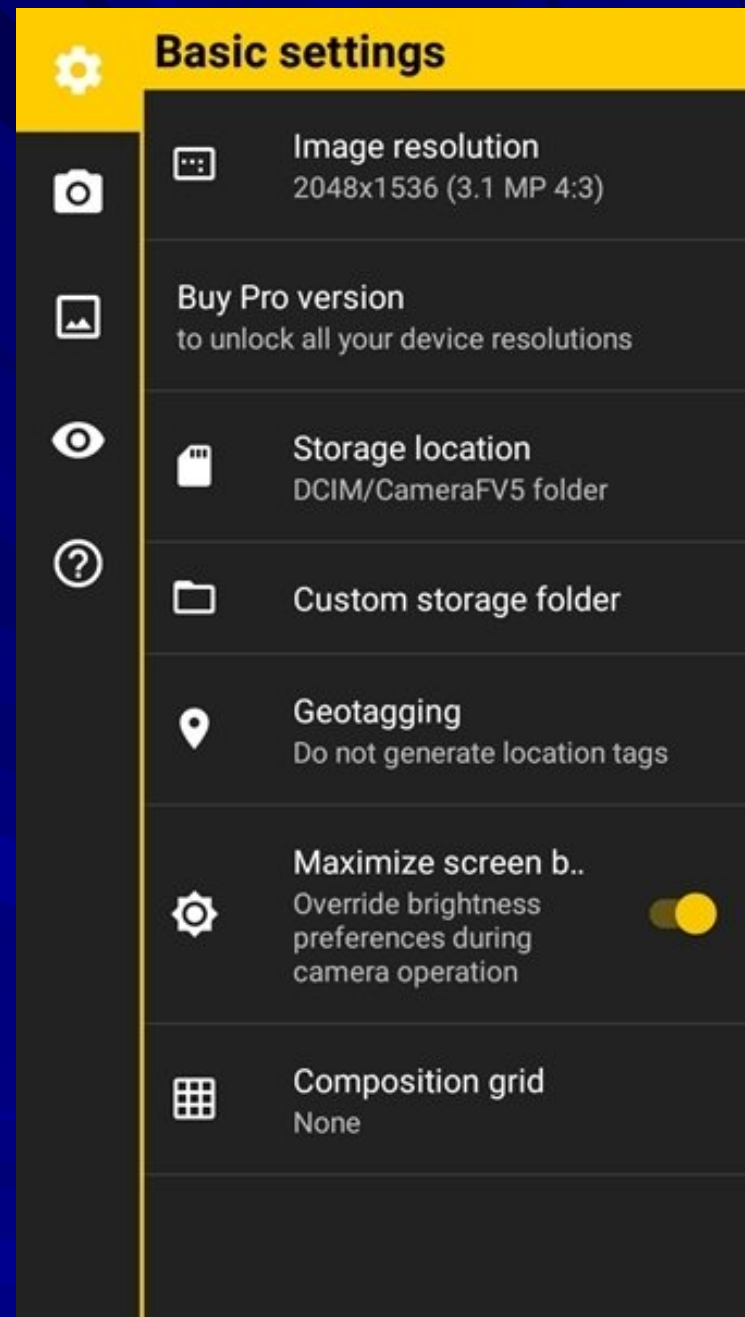


- Camera FV-5 Lite – By FGAE



Unrivalled image quality: JPEG, lossless PNG & simultaneous RAW capture\*





# Shooting Utilities

Mode-Shutter or  
Program

Program App  
Settings

Flash

Image Review





## Photo encoding settings



Photo s

Storage

DCIM/C

Custo

Photo

DSC\_#

Custo

Custom photo name with patterns

### Storage location

- ☐ DCIM folder
- ☒ DCIM/CameraFV5 folder
- ☐ Custom location

CANCEL







f/2.4 1/12 ISO 3200 (59791)+0



P



MENU



AWB

[AF]



ISO  
Auto



-2...-1...+1...+2

SOFTPEDIA

White Balance Auto Focus Light Meter ISO Set E/v + to - Slide Bar to change

f/2.4 1/12 ISO 3200 (59791)+0



Battery Level  
Movie Mode



Selfie



Take Photo



/B



ISO  
Auto



-2...-1...0...+1...+2



SOFTPEDIA





F5.6

(2073)+0



**A**

Aperture priority

Auto

Smallest

F2.8

F5.6

F8.0

Largest



AWB

**AF**



**ISO**  
AUTO



-2. -1. 0 +1. +2





# A Better Camera

All-purpose, full featured camera for Android:  
HDR: bright colors and rich detail...

Free 8.1 ratings

## A BETTER CAMERA



ALL-PURPOSE, FULL FEATURED  
CAMERA FOR ANDROID

BURST	EXPO-BRACKETING
BEST SHOT	HDR PHOTO/VIDEO
SINGLE SHOT	SEQUENCE SHOT
NIGHT MODE	VIDEO RECORDING
PRESHOT	SMART MULTISHOT
PANORAMA	OBJECTS REMOVAL



# Best Additional Photo Apps For Android

BM



**A BETTER CAMERA**

ALL-PURPOSE, FULL FEATURED  
CAMERA FOR ANDROID

**FULL CONTROL OVER CAMERA FEATURES**

- HDR
- Panorama
- Night mode
- Group portrait
- Pre-shot
- Sequence shot
- Self-timer
- Burst
- Expo-bracketing
- Unwanted objects removal
- Video recording

- **A Better Camera** – [AlmalencePhotography](#)
- Open Camera – By Mark Harman
- 
- HDR Camera Pro – By Haris Prakoso

# • A Better Camera –

AlmalencePhotography

BM

## A BETTER CAMERA



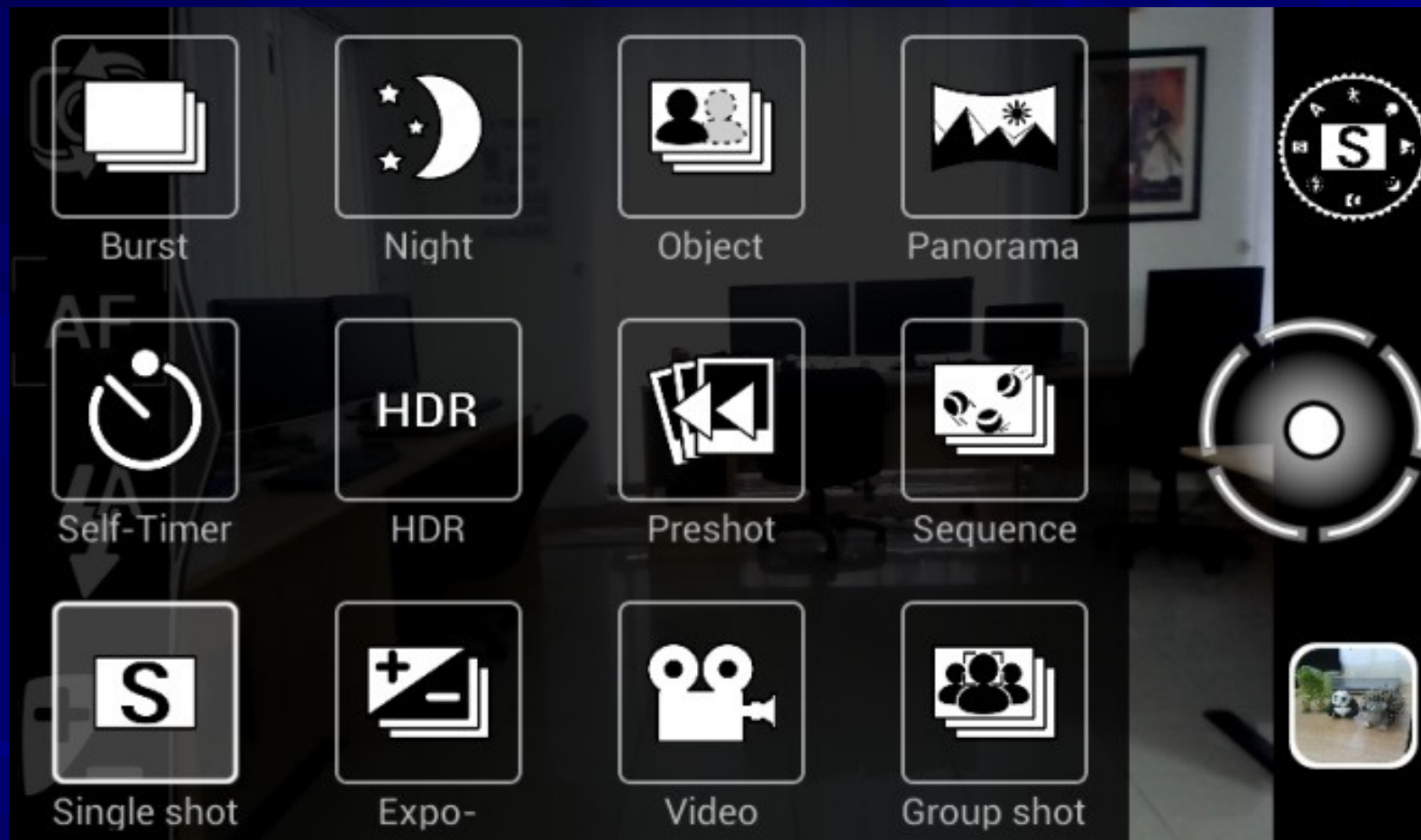
ALL-PURPOSE, FULL FEATURED  
CAMERA FOR ANDROID

- BURST
- BEST SHOT
- SINGLE SHOT
- NIGHT MODE
- PRESHOT
- PANORAMA
- EXPO-BRACKETING
- HDR PHOTO/VIDEO
- SEQUENCE SHOT
- VIDEO RECORDING
- SMART MULTISHOT
- OBJECTS REMOVAL





# Mode Selections

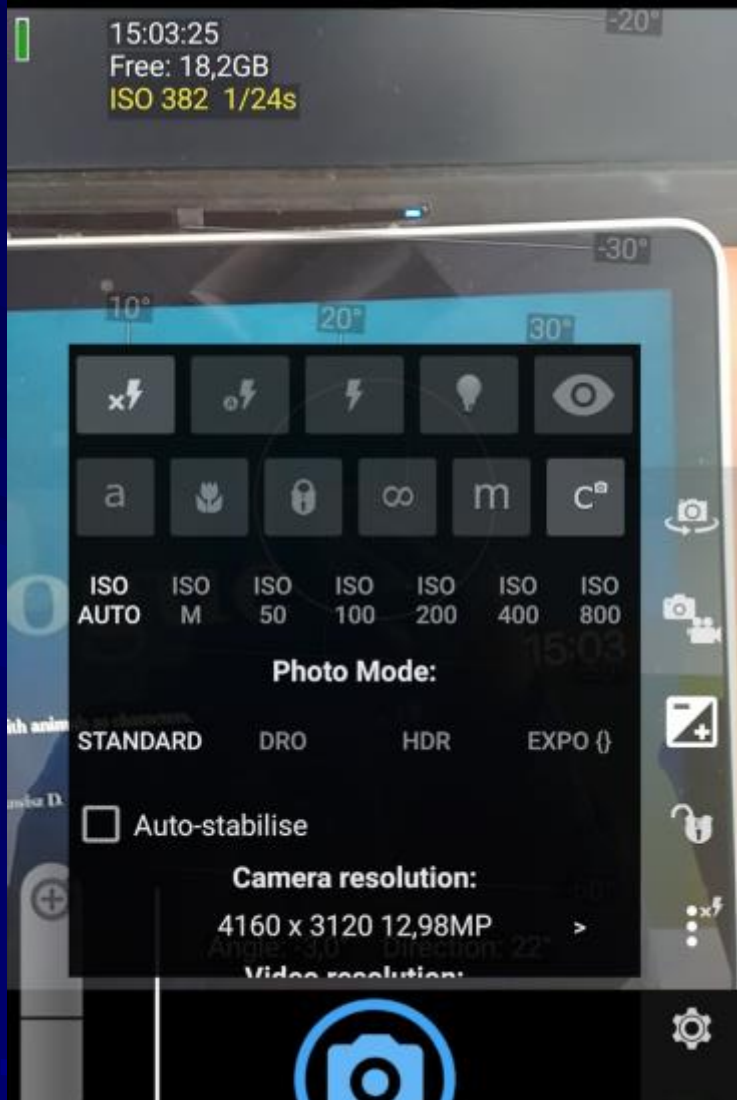


8.1  
GREAT!  
77K ratings

# A Better Camera

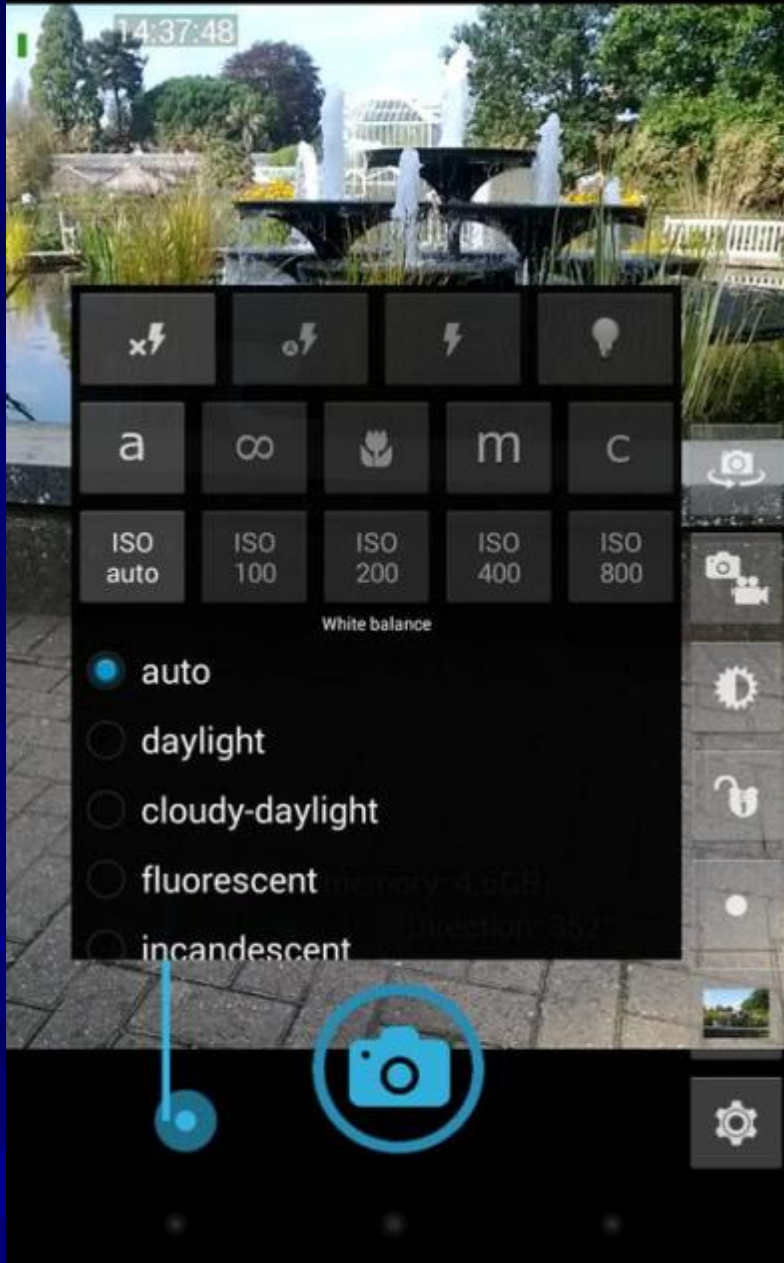


- Highligths
- **Best HDR** for Android platform I ever seen at the moment”
- This is the greatest **photography app** available in play store”
- Probably **one of the best camera apps** I've tried and paid for recently
- ”Why is this the only good **camera replacement** app on android”
- Best lightweight fully functional **camera application** on Google Play Store”
- Better **quality pics** unlike the camera on the phone
- ”This app is arguably the best **stock replacement**”
- Incredible **night vision** camera and fabulous application”
- Add **slow motion** video mod and increase video size 720p
- ”Photo quality is slightly better than default **camera software**”



- Open Camera – By Mark Harman








# Shoot, edit, and share with the best camera apps for the iPhone in 2019

By [Hillary K. Grigonis](#)

 Elevate your phone photography game with these 20 iPhone camera apps

 Camera+ 2 (\$4)

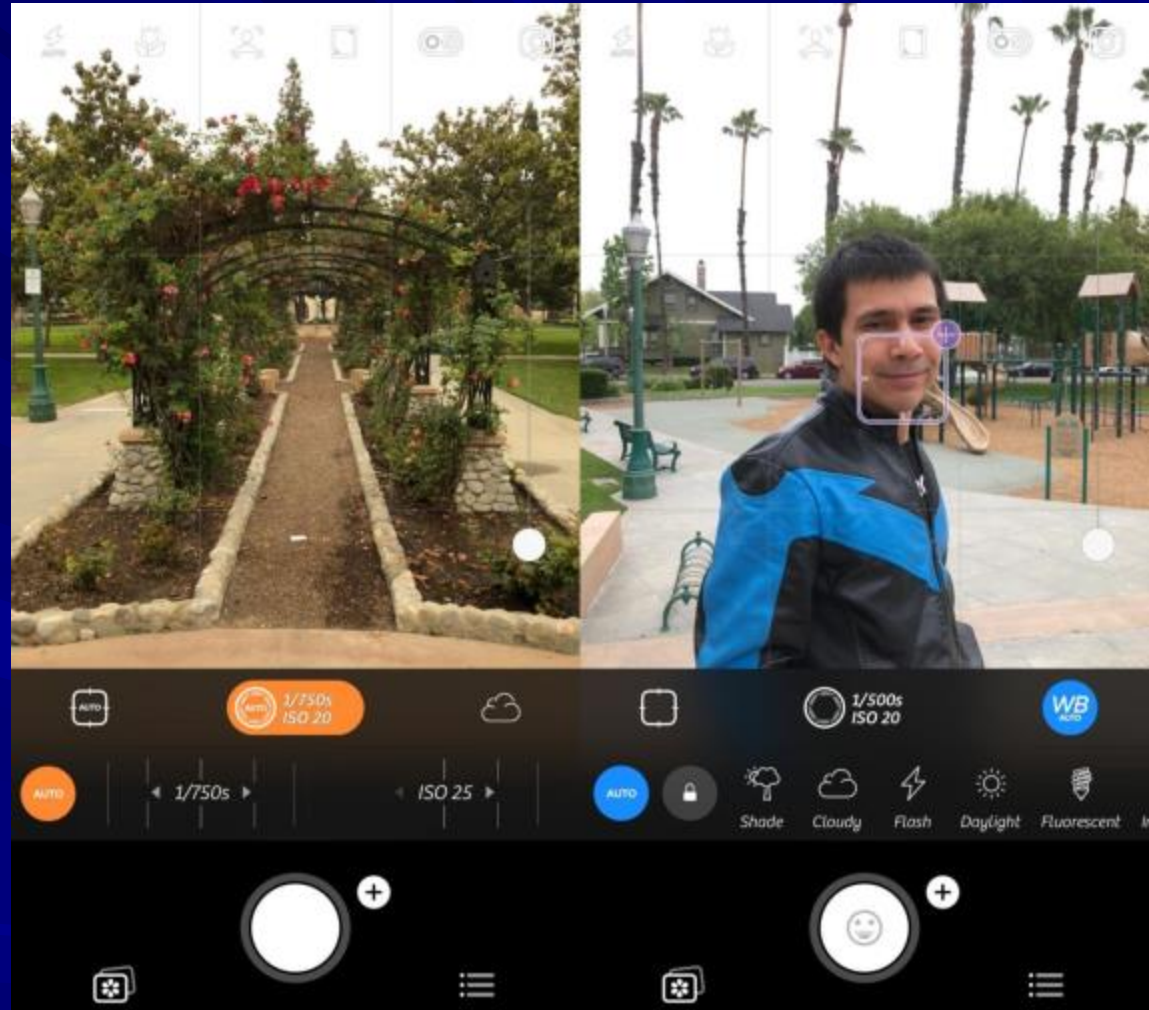
 Even with the latest iOS update, Apple's native camera app is rather anemic when it comes to features. Thankfully, Camera+ 2 provides a wider range of exposure controls and advanced tools such as continuous flash, frontal flash, touch-focus adjustment, 6x digital zoom, a timer, and preset filters. The well-organized interface also makes it a breeze to utilize, whether snapping or sharing shots on social media. The app was recently re-designed from the ground up and now also includes depth tools for dual lens iPhones, RAW photography, new shooting modes, and faster performance.

## Camera+ 2 (\$4)

Camera+ 2 provides a wider range of exposure controls and advanced tools such as continuous flash, frontal flash, touch-focus adjustment, 6x digital zoom, a timer, and preset filters.

The well-organized interface also makes it a breeze to utilize, whether snapping or sharing shots on social media.

App was recently re-designed from the ground up and now also includes depth tools for dual lens iPhones, RAW photography, new shooting modes, and faster performance.



## Halide (\$6)

Halide is the perfect camera app for beginners who want to start with automatic and slowly work their way up to manual mode. An automatic mode makes it easy to capture great photos on the fly, but tools like focus peaking, RAW capture, and more give ultimate creative control in an easy-to-navigate app. Halide even includes portrait effects that aren't limited to people, blurring the background on shots of your cat or your lunch.





# 7 Off-Season Getaways You Should Book Now





# 7 Off-Season Getaways You Should Book Now

## ■ Ocean City, MD

- While Ocean City is energetic, loud, and busy during the summer, it's open, quiet, and gorgeous in the fall (mid-September through late November) and September is commonly known as the "Locals Summer."
- Around then, visitors can take advantage of discounted rates and lots of valuable seasonal perks at the Dunes Manor. They can also enjoy sunny days and beautiful breezes as they stroll on the Atlantic Avenue boardwalk, which stretches for 2.5 miles and begins at the edge of the Dunes Manor's property.
- Ocean City has many exciting events that take place from September through autumn, like Island Wine Fest, O.C.Toberfest and Sunfest, where you can expect four days filled with music, food and activities for all.

## ■ Breckenridge, CO

- Just ninety minutes from Denver, Breckenridge, Colorado, is an excellent example of a destination where there deals are to be had after the kids are back in school. That paired with cooler temperatures and fall leaf-peeping colors make it a desirable budget destination during off-peak season.
- The lodging is less expensive post-summer and before ski season gets into swing. For example, the LOGE Breckenridge has 38 rooms with deals for as low as 100 bucks per night. They also have fire pits right outside next to some of the best trails access outside of Breckenridge, including the famed Colorado Trail.
- Located at 9,600 ft. above sea level, this charming and historic town is one of the first in Colorado to say hello to fall. Miners came to Breckenridge in search of gold, and much of the town's Gold Rush history can be experienced on the town's 60+ miles of interconnected trails. Perfect for post-Labor Day hiking, mountain biking and horseback riding.

## ■ Block Island, RI

■ A quick ferry ride from mainland Rhode Island or from the tip of Montauk, New York, Block Island has a charming old-timey feel where small, family-run businesses reign supreme. Though many visitors flock to Block Island in the summer, local insider intel has long advised that September through October is prime time.

■ There's more availability with the same quintessential summertime New England feel. The island is significantly less crowded in the fall, pushing the hotel prices down significantly.

■ The Harborside Inn offers prices under \$200 through the weekend, but they also offer a "Discover Block Island" Midweek Package for two nights at \$369 in September. This deal includes two round-trip ferry tickets with beverages, a welcome gift bag and dining vouchers worth \$100 at Mohegan Cafe & Brewery in Old Harbor. You'll also have access to bikes and beach chairs for your entire stay. More than 43% of Block Island is preserved in perpetuity as open space, making it the perfect beach destination to explore by bike!

## ■ Sag Harbor, NY

- It's well known that the Hamptons are the playground of the rich and famous. And while that contributes to higher prices during the summer, **why not just skip the crowds and high price tags and head to Sag Harbor during shoulder season for a quiet retreat in this beach haven?**
- Relish in **local wineries, shopping, museums, clamming, boating, and local year-round restaurants.**
- **Book a weekend at Baron's Cove in Sag Harbor; prices drop in the fall to under \$200 per night. Get major nautical vibes from the sweeping views of the majestic marina from your hotel room or from the on-property restaurant.** They even have a pet-friendly program, so you can bring Fido to run on the beach. Don't worry; they supply the bowls, bed and treats!



## ■ Cape May, NJ

- Cape May is a charming seaside getaway offering the perfect beach-town trip in the fall. Explore this Victorian town by foot or bike and enjoy mouth-watering, farm-to-table dining, family-friendly fun and shopping (hey, the best sales are in the off-season!). Hotel pricing plummets in September to around \$125 per night or less depending on your location.
- For one, the Beach Shack (cutest name ever?) has affordable rates at this whimsical hotel with a Hawaiian-themed atmosphere. The property is also home to the Rusty Nail, Cape May's legendary hangout for lifeguards, surfers and other beachgoers. Get ready to relax, the hardest decision you'll be making is if you should swim in the pool or ocean. Am I right?

## ■ Brainerd, MN

- Hello, Minnesota! Crunching leaves, crisp air, trickling rivers and beautiful overlooks: there's no denying that Minnesota is one of the best places to experience fall. And many resorts in Minnesota drop their rates this time of year, making it easier on the pocketbooks to experience all the season has to offer.
- Madden's Resort on Gull Lake offers visitors a chance to soak up the remaining days of summer with prices as low as \$119 per night. Pass your time on the lake with boating, fishing or paddle boarding and pretty much any water activity you can imagine. Outside of lake attractions, you can go zip lining, visit local breweries or go biking and hiking through the many trails in the Brainerd Lakes Area.

# Where do I store all my images?



**16 Best Online Photo Storage Sites 2019.**  
**Free Image Hosting...**

### 1. SmugMug

There are no free plans for SmugMug. Subscriptions range from \$5.99 per month to \$41.99 per month.

### 2. Amazon Prime Photos

An Amazon Prime subscription costs \$99 per year and comes with a host of other benefits.

### 3. Pixpa

Pixpa is not a free service, but they are offering a 15-day trial period and their pricing starts at \$6 a month when billed annually.

### 4. Flickr

As for the service itself, Flickr offers everything standard online photo storage sites do, but with a few added bonuses. The service displays your pictures in an awesome photostream. People are also able to follow you and comment on your shots, making it kind of like a social network, in addition to being a place to store your photos.

### 5. 500px

500px offers both free and paid accounts. Free accounts have plenty of options but do feature advertising. Paid accounts start at \$4.99 per month and give you unlimited uploads, as well as other perks such as your own portfolio and advanced analytics.



## 6. Photobucket

A free account gives you 2GB of storage. Paid accounts range from \$59.99 to \$399.99 per year, with up to 500 GB of storage available.

## 7. Canon Irista

Free accounts are available and offer users 15GB of storage. If you want to increase that, you can try the 100G plan which has 100GB of storage. Irista offers storage all the way up to 10TB for \$129 per month.

## 8. Dropbox

A free Dropbox account gives you 2GB of storage, or you can opt for a Dropbox Plus account which gives you 1TB of storage for \$9.99 per month.

## 9. iCloud

iCloud offers users 5GB of storage for free. Storage upgrades are available, starting with their 50GB plan for \$0.99 per month (USA users).

## 10. Google Photos

**Consumer Google+ Accounts were shut down on April 2nd, 2019.**

Google Photos gives you unlimited storage at no cost. However, with a free plan your photos can't have a resolution any more than 16 megapixels. You can store larger photos with a paid plan, which starts at \$1.99 per month for 100GB.

### 11. Adobe Portfolio

My Portfolio does not offer a free version. Plans start at \$9.99 per month, which gives you 2GB of storage.

### 12. Microsoft OneDrive

OneDrive offers 5GB of storage for free. You can get 50GB for \$1.99 per month, or 1TB of storage for just \$6.99 per month.

### 13. Imgur

Imgur offers users 20GB of storage for no charge, although the site does use advertising to generate revenue.

### 14. Free Image Hosting

The name of this photo storage site is pretty self-explanatory. Free Image Hosting lets users upload photos for free to their site.

Keep in mind that image sizes are restricted to 3000KB per photo.

### 15. Tiny Pic (Is shutting down)

Photos uploaded to Tiny Pic without an account will remain there for 90 days. After that, they may be removed if they haven't been viewed. Photos can also be no more than 100MB in size.

### 16. ImageShack

ImageShack has basic plan that gives you up to 30GB of storage. They also have paid plans that include increased storage options.

# Free Online Slideshow Maker | Kizoa

■ <https://www.kizoa.com> › Slideshow-Maker

■ 7 Different formats. Only on **Kizoa** will you be able to make a **slideshow** in 7 different formats





New



Rename



Delete



Add photos / videos



Make a movie



**My Photos**

(0 photo)



**My Photos (0 photo)**



**Demo 1 - Videos**

8 Elements



**Demo 2 - Kids Photos**

18 Elements



**Demo 3 - Wedding Photos**

27 Elements



**Demo 4 - Animal Photos**

22 Elements



**Demo 5 - Landscape Photos**

14 Elements



**1- Advanced Backgrounds**

247 Elements



**2- Video Intros**

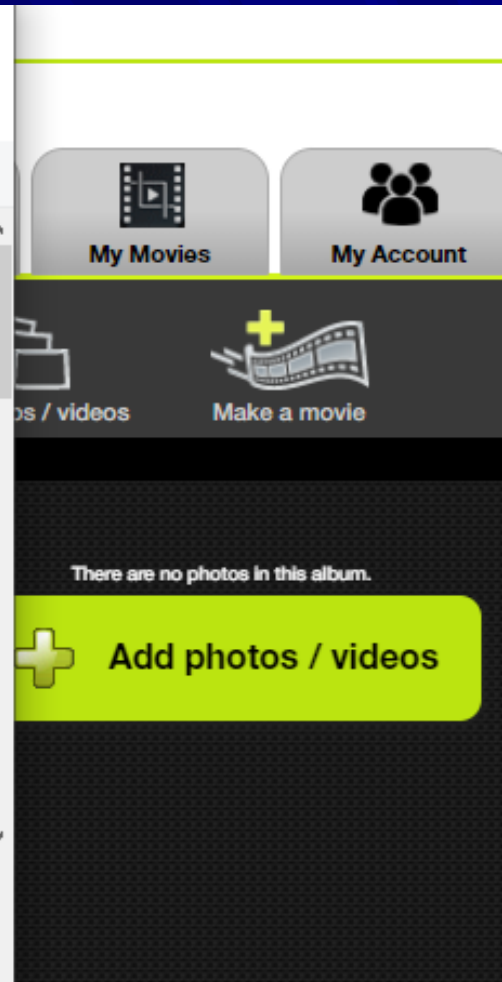
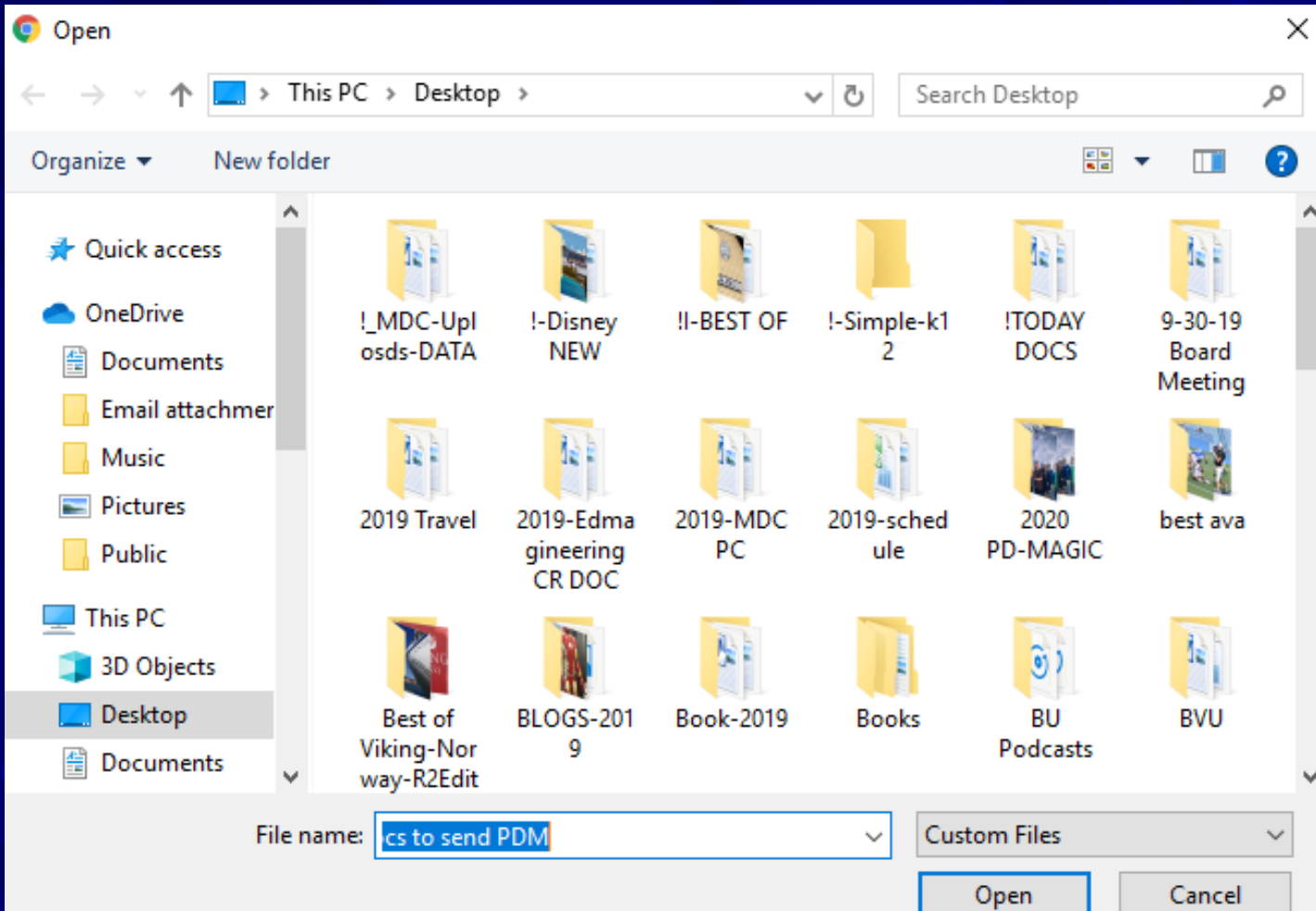
Access a copyright free photo bank Just  
type in a keyword:

There are no photos in this album.



Add photos / videos





## Processing



47%

File Name	Date Created	Album	File size	Status	
1-DSC_0083.jpg	2019/08/21 16:55	My Photos	1.61 Mo	Upload successful	100%
1-DSC_0099.jpg	2019/08/21 16:58	My Photos	1.56 Mo	Upload successful	100%
2-DSC_0015.jpg	2019/08/24 12:40	My Photos	1.31 Mo	Upload successful	100%
3-DSC_0022.jpg	2019/08/23 19:45	My Photos	1.24 Mo	Upload successful	100%
4-DSC_0056.jpg	2019/08/21 16:50	My Photos	2.56 Mo	Upload successful	100%
5-DSC_0060.jpg	2019/08/21 16:51	My Photos	2.44 Mo	Upload successful	100%
6-DSC_0029.jpg	2019/08/23 19:45	My Photos	1.26 Mo	In progress	0%
7-DSC_0145.jpg	2019/08/24 12:44	My Photos	1.63 Mo	Uploading in progress	69%
8-DSC_0112.jpg	2019/08/23 19:51	My Photos	1.3 Mo	In progress	0%
20190604_131454.jpg	2019/08/13 19:30	My Photos	199.29 Ko	In progress	0%
20190812_122236(0).jpg	2019/08/14 11:06	My Photos	93.25 Ko	In progress	0%
26112412_102113324869688...	2018/01/01 09:34	My Photos	82.91 Ko	In progress	0%
48389331_102138825888797...	2019/04/05 05:52	My Photos	115.71 Ko	In progress	0%
53352533_102143230741316...	2019/04/05 05:49	My Photos	64.51 Ko	In progress	0%



Great, your images were successfully uploaded!

What would you like to do?

Make a movie

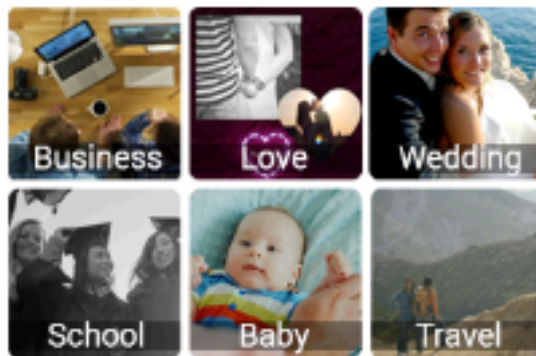


Add photos/videos



## Make a movie using a template or from scratch:

### Templates



Choose a template and add your photos & videos

### From scratch



Follow your own mood: endless possibilities!



## Choose the format

Orientation

**Landscape**

Portrait

Ratio

**16:9**

4:3

3:2

1:1

**Enter**

Photos

Transitions

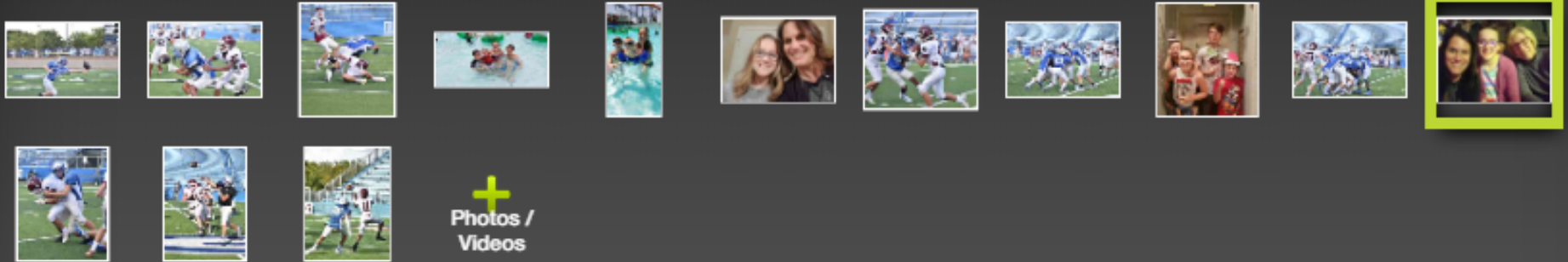
Effects

Text

GIFs

Music

Settings



1



3.00s



2



3.00s



3



3.00s



## Add transitions to your movie!



Drag transitions between photos onto the boxes marked with a **T**.

☒ Activer l'assistant

Settings




Sparkle burst



Top-Left Hing



Old Cloth



Photos

Transitions

Effects

Text

GIFs

Music


Settings



Crossfade



Fade-Out/Fade-In



Fade light bulb



Center warp



Horizontal vortex



Vertical vortex



Sideways Twist



Vertical Twist



Diagonal Twist




Silver down



Sparkle burst



Sparkle inward



Mosaic explode



Center flip



Leftward Cube




Upward Cube



Bursting bar




Circle



Waves 2



Leftward Slide



Upward Slide



Top-Left Hing



Centric Fade



Blur+Flash



Love 2



Centric fade 2




Spiral 3




Spiral fade




Blur+Vibrate




Vibrate+Blur



Pattern 4



Drying Up




Old Cloth



Circle Sweep



Heart



Outward Swirl



Hands



Butterfly




Rose Window



Star Show



Melting



Horizontal zig

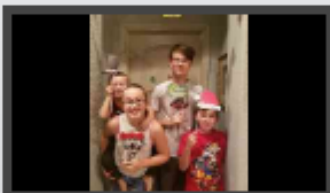


Leftward Cub



1

3.00s




2

3.00s



3

3.00s





Photos

Transitions

Effects

Text

GIFs



Crossfade



Fade-Out/Fade-In



Fade light bulb



Center warp



Horizontal vortex



Vertical vortex




Sideways Twist



Vertical Twist



Sparkle inward



Mosaic explode



Center flip



Leftward Cube




Upward Cube



Bursting bar



Circle



Waves 2



Centric Fade



Blur+Flash



Love 2



Centric fade 2



Spiral 3



Spiral fade



Blur+Vibrate




Vibrate+Blur



Circle Sweep



Heart



Outward Swirl



Hands



Butterfly



Rose Window



Star Show



Melting



1



3.00s



2



3.00s



## Add special effects to your photos!

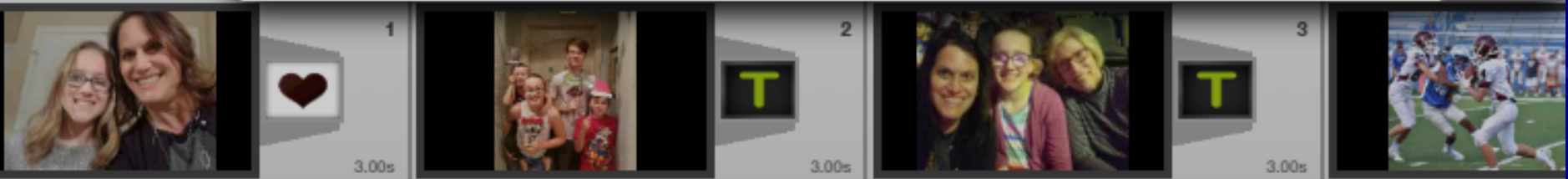


Drag special effects onto photos.

*One effect per slide.*



Activer l'assistant



## Add music to your movie!



Drag your music onto the slide you want it to start on. You can position music using the musical note icons underneath the film strip. You can also insert multiple songs onto your movie. To add your own music, click on the "Add music" button at the bottom-left of the screen.

---

You can easily find Kizoa music that is compatible with YouTube and royalty-free. A "YouTube approved" logo will appear throughout the Kizoa music library.



My Images

Movie Maker

My Movies

My Account

Photos

## Configure your movie!

Movie title :


No title

Duration of slides

Transition speed :

2.5 Second(s)

Lent

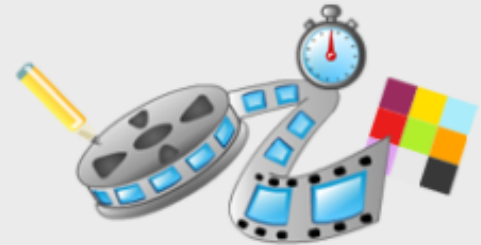


Rapide

Slide background color :



Here, you can:



- Name your movie
- Set transition speed
- Choose the background color
- Review your entire movie

☒ Activer l'assistant





My Images



Movie Maker

Photos

Transitions

Effects

Te

Movie title :


No title

Duration of slides

Transition speed :

2.5 Second(s)

Lent



Rapide

Slide background color :



1



2



3



My Images



Movie Maker



My Movies



My Account

Transitions

Effects

Text

GIFs

Music

Settings



1



2



3



4



5



6

Movie creation date :

01/10/2019 07:29

Movie Duration :

0:20

Size



Email



Post



Download



More



Play



Save



My Images



Movie Maker



My Movies



My Account

Photos

Movie title :

No title

Duration of slides

Transition speed :

2.5 Second(s)

Lent



Rapide

Slide background color :



# kizoa

## Create a new account

Email address

Password

☐ I have read and I accept the [Terms of Use](#)



Get Started!

[Log into an existing account >](#)



My Images



Movie Maker



My Movies



My Account

Photos

Transitions

Effects

Text

GIFs



**My Photos**  
(14 photos)



**Demo 1 - Videos**  
8 Elements



**Demo 2 - Kids Photos**  
18 Elements



**Demo 3 - Wedding Photos**  
27 Elements



**Demo 4 - Animal Photos**  
22 Elements



**Demo 5 - Landscape Photos**  
14 Elements



**1- Advanced Backgrounds**  
247 Elements

Access a copyright free photo bank Just  
Tap in a moment.



Give a title to this movie before saving it.

Title:

No titleTest 3



Save



Cancel



**Your movie was saved!**

**What would you like to do with it?**

**Download video**



**Send by email**



**Post onto Facebook**



**Upload onto YouTube**



**Burn onto DVD**



**Invite friends**



**Online link to your movie :**

<http://www.kizoa.com/Movie-Maker/d295936936k9514734o1i1/>



**Copy**



One-time  
Fee

Get a **lifetime membership** for **one-time fee** with no renewals or subscriptions. Change Premium memberships and **only pay the difference**.

Questions about your preferred Premium? Contact us at [support@kizoa.com](mailto:support@kizoa.com)

My membership

### BASIC



- . Make movies up to 2 min
- . Resolution: HD 720p
- . Storage space: 1 GB
- . Free membership

### STARTER



- . Make movies up to 10 min
- . Resolution: HD 720p no logo
- . Storage space: 10 GB
- . Priority Customer support
- . LIFETIME Premium Membership

### CREATOR



- . Make movies up to 20 min
- . Resolution: HD 720p no logo
- . Storage space: 100 GB
- . Burn onto DVD
- . Priority Customer support
- . LIFETIME Premium Membership

### PROFESSIONAL

full HD

- . Make movies with no time limit
- . Resolution: Full HD 1080p no logo
- . Storage space: Unlimited
- . Burn onto DVD
- . Priority customer support
- . LIFETIME Premium Membership

Upgrade

C\$ 39.99

Upgrade

C\$ 59.99

Upgrade

C\$ 119.99