

Photo Travel SIG



Aug. 28 - 2019

Topics Today

- ⌘ Deal Alert: US Cities to Beijing From \$303 Round-Trip
- ⌘ Best Point-and-Shoot Cameras Under \$300
- ⌘ Best Cameras Under \$500
- ⌘ The Yellowstone Loop: 9 Stops You Must Make
- ⌘ Trip Report-British Isles Cruise and Tour- Trip Report
- ⌘ Best Photo Apps For Fall
- ⌘ The 50 Best Things to Do in Amsterdam
- ⌘ 5 Reasons Why I Switched to Mirrorless Cameras-Why You Might, Too
- ⌘ Trip Report- Detroit-Chicago- Holland and Mackinaw Island Michigan
- ⌘ The best food and travel shows to watch right now
- ⌘ The 24 Most Beautiful Places in Canada

Fall airfare deals are starting to pop up.

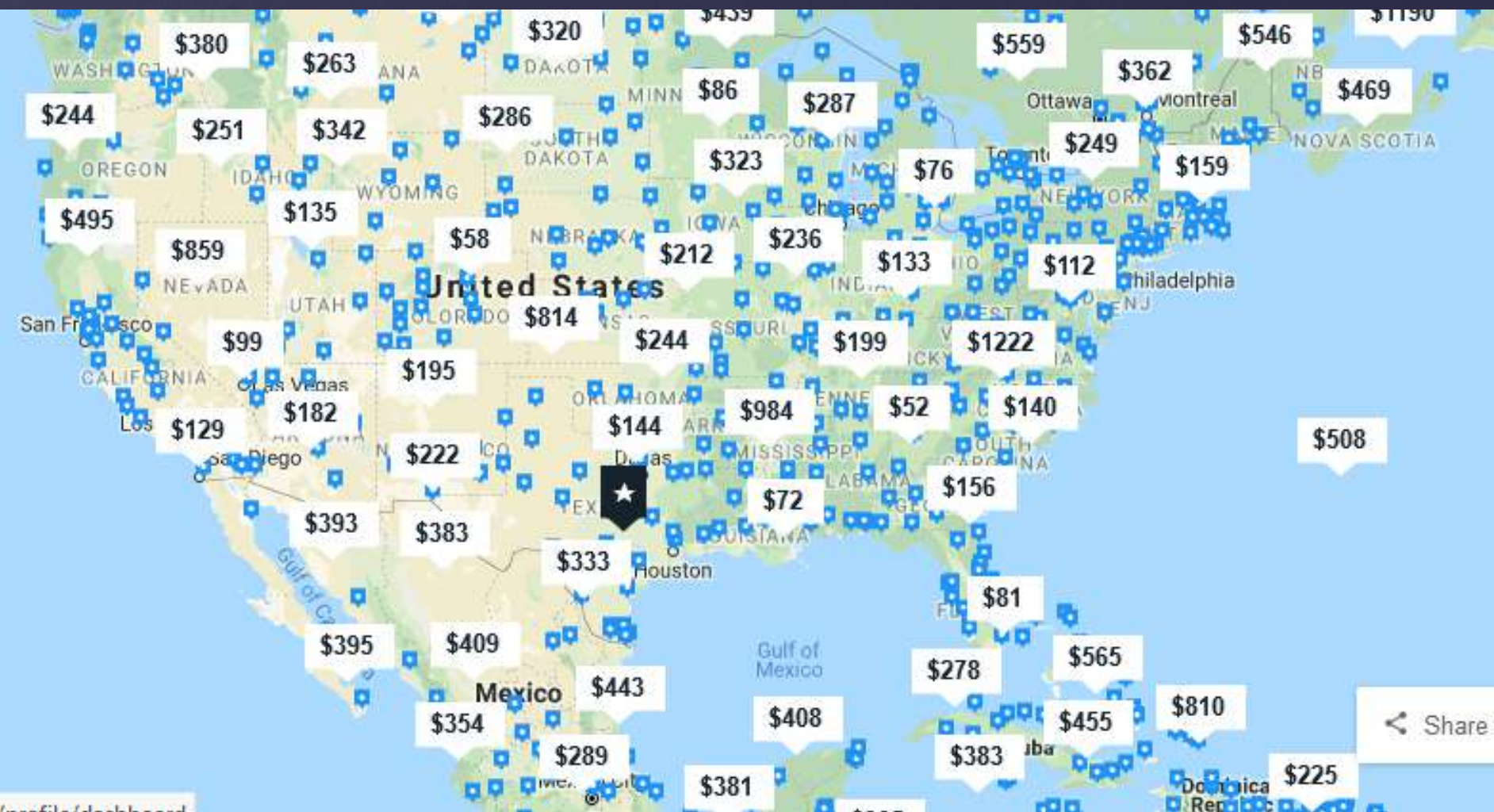
& Bird's-eye view:

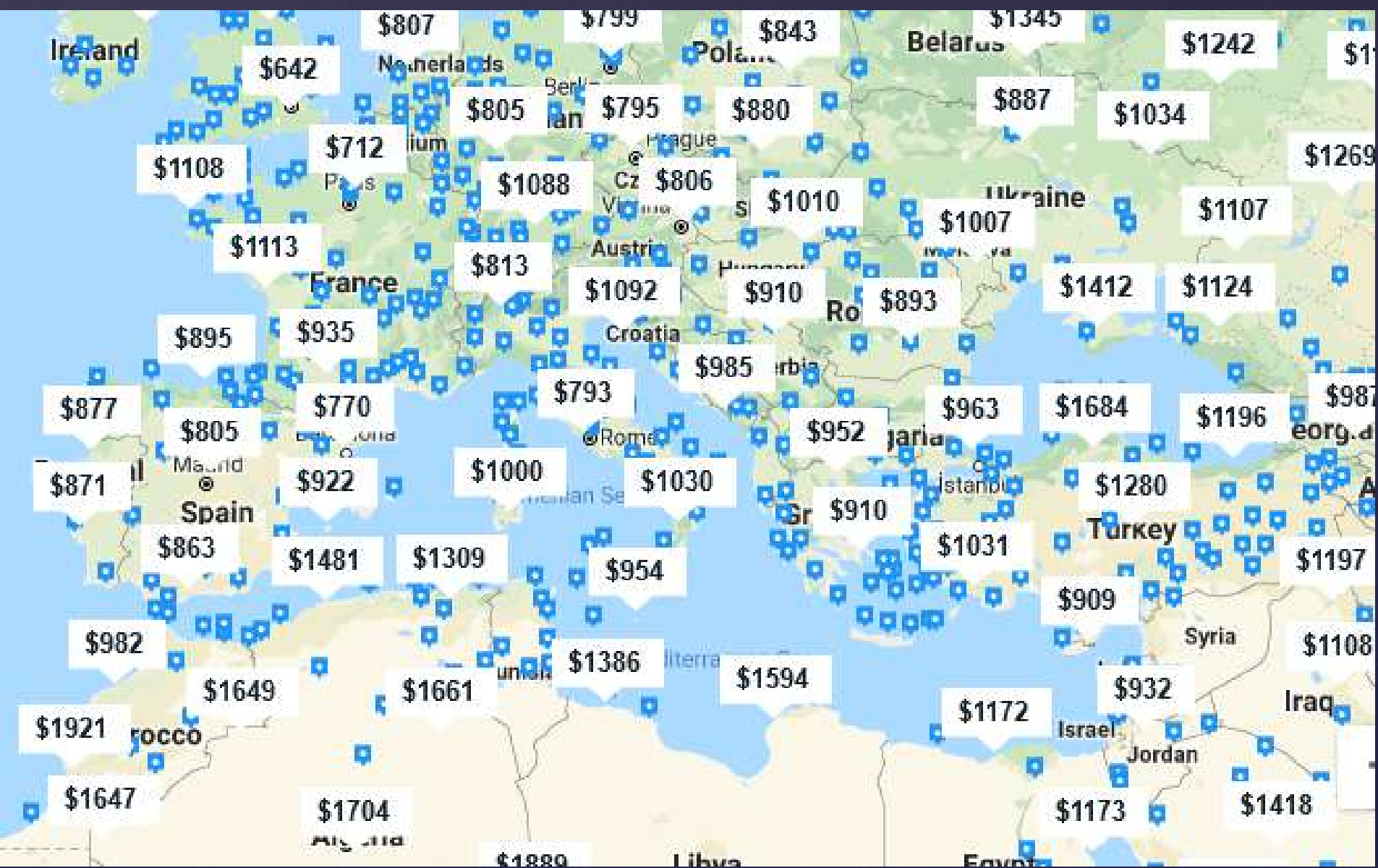
& [Kayak.com](#)'s map of airfares.

& Google also has [a map](#) which shows the fares, but it's not as intuitive.

& You can adjust your budget to show only fares below \$600, for example. Or, you can look for fares just in a specific month or season.

Kayak.com's map of airfares.





Google's ITA Software site



The screenshot shows the Google ITA Software Matrix Airfare Search interface. At the top left is the ITA Software by Google logo. The title 'Matrix Airfare Search' is centered at the top. Below the title are three tabs: 'Round trip' (selected), 'One-way', and 'Multi-city'. The form is divided into several sections: 1. Departing from and Destination: Two text input fields with placeholder text 'Airport code or city name'. Below the Destination field are links for 'Reverse route' and 'Advanced controls'. 2. Dates: A section with two radio buttons: 'Search exact dates' (selected) and 'See calendar of lowest fares'. Below this are 'Outbound Date' and 'Return Date' sections. Each has a date input field (placeholder 'mm/dd/yy'), a 'Departure' dropdown, and an 'On this day only' dropdown. Below each date section is a link for 'Preferred times'. 3. Adults: A dropdown menu showing '1' and a link for 'Children, seniors'. 4. Cabin: A dropdown menu showing 'Cheapest available'. 5. Stops: A dropdown menu showing 'No limit'. 6. Extra stops: A dropdown menu showing 'Up to 1 extra stop' with a help icon. 7. Other: Two checkboxes: 'Allow airport changes' and 'Only show flights and prices with available seats'. 8. Currency: A text input field with placeholder 'Default (currency of sales city)'. 9. Sales city: A text input field with placeholder 'Default (departure city)'. At the bottom right is a 'Search' button.

ita Software by Google

Matrix Airfare Search

Round trip One-way Multi-city

Departing from Airport code or city name

Destination Airport code or city name

[Reverse route](#) [Advanced controls](#)

Dates

☒ Search exact dates

☐ See calendar of lowest fares

Outbound Date mm/dd/yy Departure On this day only

[Preferred times](#)

Return Date mm/dd/yy Departure On this day only

[Preferred times](#)

Adults 1 [Children, seniors](#)

Cabin Cheapest available

Stops No limit

Extra stops Up to 1 extra stop ?

Other

☒ Allow airport changes

☒ Only show flights and prices with available seats

Currency Default (currency of sales city)

Sales city Default (departure city)

Search

& If I need more detailed information on the rules, the applicable travel dates or a sell-by date, I'll go deeper into Google's brain. Google's [ITA Software site](#) has lots more detailed information on each fare.

& [Scott McMurren](#)

Matrix showcases some of the freshest travel search ideas from ITA Software. Version 3.0 has been completely rebuilt to run on Google technology.

























Cost per mile filter

Geo Search – search by airport code, city, or nearby airport

Interactive Calendar – explore date ranges and lowest fares

Real-time Filters – focus on flights that suit your preferences

Color-coded Time Bars – compare flights at a glance

PRICE ▼	AIRLINE ▼	DEPART ▼	ARRIVE ▼	DURATION ▼	FROM/TO ▼	STOPS ▼	ADVISORY ▼
\$1,327		American	6:30 pm	4:05 pm Oct 7	14h 35m	AUS to PSA LHR	
			6:05 pm	4:15 pm Oct 21	29h 10m	PSA to AUS LHR	 
\$1,327		American + others	6:30 pm	4:05 pm Oct 7	14h 35m	AUS to PSA LHR	
			6:05 pm	4:15 pm Oct 21	29h 10m	PSA to AUS LHR	 
\$1,327		American + others	6:30 pm	4:05 pm Oct 7	14h 35m	AUS to PSA LHR	
			6:05 pm	4:15 pm Oct 21	29h 10m	PSA to AUS LHR	 
\$1,327		American + others	6:30 pm	4:05 pm Oct 7	14h 35m	AUS to PSA LHR	
			6:05 pm	4:15 pm Oct 21	29h 10m	PSA to AUS LHR	 
\$1,327		Multiple Airlines	6:30 pm	4:05 pm Oct 7	14h 35m	AUS to PSA LHR	
			6:05 pm	4:15 pm Oct 21	29h 10m	PSA to AUS LHR	 
\$1,327		Multiple Airlines	6:30 pm	4:05 pm Oct 7	14h 35m	AUS to PSA LHR	
							 

Low Fares Samples


- ✂ **Allegiant Air:** The last nonstop flight from Anchorage to Bellingham is on Sept. 2. You still can find **\$117 round-trip** tickets through Aug. 30.
- ✂ **Sun Country Air:** Sun Country's nonstop flights from Anchorage to Las Vegas are **\$98 each** way through Sept. 2. Sun Country's last nonstop flight to Minneapolis is Sept. 3, but you can get \$149 one-way tickets through Aug. 29.
- ✂ **JetBlue:** Nonstop flights to Seattle are available for **\$77 one-way** up through Sept. 14.
- ✂ The last flight is on Sept. 15. To Portland, you can catch a nonstop on JetBlue for **\$108 one-way** between Aug. 15 and Aug. 30. The last flight is Sept. 3.

Deal Alert: US Cities to Beijing From \$303 Round-Trip

- ✎ To search, head to [Google Flights](#) and enter your origin and destination cities. Scroll through the calendar function to find dates and prices that work for you. Finally, click through to book directly with the airline or through an OTA like [Priceline](#) or [Expedia](#).
- ✎ Los Angeles (LAX) to Beijing (PEK) for \$304 round-trip on Hainan Airlines

Only 7 seats left

Your choice

 Hainan Airlines

23:10

LAX

Los Angeles Intl


23h 25min


1 stop

14:35

PEK

Beijing

 Baggage included

 Hainan Airlines

16:50

PEK

Beijing


19h 0min


1 stop

19:50

LAX

Los Angeles Intl

 Baggage included

 Price info

US\$303.89

Total per person

Book

Denver (DEN) to Beijing (PEK) for \$350 round-trip on United

UNITED

United States | English

Saved trips

Contact us

MileagePlus: Sign in or join

Roundtrip (1 traveler) [Edit search](#)

Tue, Dec 03, 2019

DEN - PEK 6:45 am - 4:35 pm

Tue, Dec 10, 2019

PEK - DEN 5:25 pm - 5:51 pm

Fare

\$258.00

Taxes and fees

\$91.73

TOTAL

\$349.73

1 Review

2 Traveler

3 Seats

4 Payment

Review trip itinerary

EARN 25,000 BONUS MILES

after you spend \$2,000 in 3 months

PLUS \$250 STATEMENT CREDIT

after first purchase

SO INTRO ANNUAL FEE

View offer ▶

UNITED Explorer

VISA

APPLY BEFORE YOU FLY

You Pay Today

\$349.73

Card Statement Credit

-\$250.00

Total After Statement Credit

\$99.73

Trip summary

▶ View checked baggage charges

Tue, Dec 03, 2019

Your account may give you access to travel benefits.[Sign in](#)

[Compare offers](#)

SELECTED FLIGHT

No risk! Free cancellation within 24 hours

USD TOTAL INCL. FEES & TAXES.

\$391^{.57}

SELECT

Flexible Ticket! ⓘ

\$446^{.39}

SELECT

DEPARTS

Hainan Airlines

HU 0416 Economy

Hainan Airlines

HU 7975 Economy

Tue, October 8 2:50 am

New York JFK

John F. Kennedy Int'l Airport

20h 15m

11:05 am Wed, October 9

PEK Beijing

Beijing Capital Int'l Airport

Duration

20h 15m

RETURN

Hainan Airlines

HU 7247 Economy

Hainan Airlines

HU 7915 Economy

Tue, October 15 3:20 pm

Beijing PEK

Beijing Capital Int'l Airport

21h 30m

12:50 am Wed, October 16

JFK New York

John F. Kennedy Int'l Airport

Duration

21h 30m

Set a price alert for this flight

& New York (JFK) to Beijing (PEK) for \$391 round-trip on Hainan Airlines

What Not to Forget On a Cruise: 10 Things to Remember to Pack

- 1. Adapter
- 2. Band-Aids
- 3. Chargers
- 4. Emergency contact list
- 5. ID/Passport
- 6. Medications
- 7. Sweater
- 8. Snack bars/packs
- 9. Tampons & pads
- 10. Ziploc bags

What Not to Forget On a Cruise: 10 Things to Remember to Pack

- 1. Media Cards for camera
- 2. Extra Battery for camera
- 3. Chargers for camera battery
- 4. Euros for Travel
- 5. Copies of passport
- 6. Guide books
- 7. Print out of boarding pass
- 8. Nightlight.
- 9. Sunscreen
- 10. Alarm clock

Travel Insurance Docs
Highlighter for daily
newsletter activities
Water shoes for various
excursions/a rocky beach
Seasickness pills
Reusable water bottle
Hat
Sunglasses
Ibuprofen or other pain
medication
Umbrella
Sticky notes
Lanyard for key card
Laundry detergent
Disinfecting wipes

**19-Day Transatlantic from
Copenhagen**

**Catch the Tony® Award-
winning musical Million Dollar
Quartet.**

**Sail aboard Norwegian
Getaway, beautifully updated
in 2019.**

CRUISE PORTS

- Embark **Copenhagen** (Denmark); **Rotterdam** (Netherlands);
- **London (Southampton)** (England);
- **Paris (Le Havre)** (France);
- **Portland** (England);
- **Cork (Cobh)** (Ireland);
- **Ponta Delgada** (Azores);
- **Royal Naval Dockyard** (Bermuda);
- **Great Stirrup Cay** (Bahamas); **Miami** (Florida); Disembark **New Orleans** (Louisiana)

Starting From \$ 799 USD Avg Per Person

19-Day Transatlantic from Copenhagen



Oct 20 - Nov
08, 2019
SUN - FRI

Best Point-and-Shoot Cameras Under \$300



Nikon announces US pricing, availability of its CoolPix W150 point-and-shoot



CoolPix W150

Features a **13.2-megapixel 1/3.1" CMOS sensor** with an electronically-stabilized **Nikkor 3x zoom lens (30-90mm 35mm equivalent)**

The camera also features a **built-in flash and a built-in two-stop ND filter** for shooting in bright environments.



W150 is waterproof (IPX8), shockproof (from 1.8m/5.9ft) and freezeproof **\$166.95**




The Nikon Coolpix W150 proved to be reasonably slow to use, taking some time to process images before allowing you to shoot another one, or view them in playback

Best Point-and-Shoot Cameras Under \$300

- ⌘ Test Results: **Nikon COOLPIX B500**
Digital Camera (Best Overall)
- ⌘ Nikon CoolPix B500 with 40x optical zoom, Nikkor glass lens.
- ⌘ Delivers a superb combination of megapixels, zoom capability, and HD video
- ⌘ Connectivity, includes built-in Wi-Fi, NFC and Bluetooth for photo sharing.
- ⌘ Has glass lens from Nikkor with great telephoto capability, including 40x zoom.
- ⌘ Shooting 1080p full HD video as you watch on its rotating, flip-up 3-inch LCD.
- ⌘ The camera boasts a 16-megapixel low-light sensor
- ⌘ Lens-Shift Vibration Reduction to make taking great pictures effortless
- ⌘ Has High Shutter Speed of up to 1/4000s for capturing action.

⌘ [Amazon \\$229.00](#)

⌘ **Nikon \$299.00**



& **\$199.00 Best Zoom:** Canon PowerShot SX420 at Amazon, *“One of the best superzoom cameras you can buy in the sub-\$300 price range.”*

& **PowerShot SX530 HS \$249.00**

- Powerful 42x Optical Zoom (24–1008mm) and 24mm wide-angle lens
- Share photos with the addition of built-in Wi-Fi®* and NFC
- Versatile array of subjects - 20.0 Megapixel-sensor and Canon DIGIC 4+ Image Processor,
- Create 720p HD video at the press of a button, zooming in and out while shooting
- Smart AUTO that intelligently selects the most appropriate camera settings



Best Point-and-Shoot Cameras Under \$300

⌘ Best Budget, Kodak PIXPRO FZ43 (\$69)

⌘ *“An HD camera that offers 16 megapixels and is perfect for any beginner photographer.”*

⌘ Boasts of a CCD sensor that can produce 16.4 megapixel images and clear 720p video recordings at 30 frames per second.

⌘ Capture bright images at its widest angle of view (27mm), while the longest focal length of 108mm helps you get closer to the action



Best Point-and-Shoot Cameras Under \$300

- ✂ Nikon COOLPIX A10 (\$86.95)
- ✂ Makes taking snapshots fun
- ✂ Features intuitive settings and has an ergonomic grip to allow comfortable handling
- ✂ Offers good-quality optics for both wide shots
- ✂ Longer telephoto focal length of 130mm.



Key Specifications:

16.1MP 1/2.3" CCD Sensor
NIKKOR 26-130mm f/3.2-6.5 Lens
5x Optical, 4x Digital Zoom
2.7" 230k-dot Rear TFT LCD Monitor
16MP Photos / HD (720p) Videos at 30fps
Continuous Shooting Rate of up to 1.5fps
Weighs 161.59g (5.7 oz)

Best Point-and-Shoot Cameras Under \$300

⌘ Sony DSCW830 -20.1 MP Digital Camera with 2.7-Inch LCD

⌘ Offers more megapixels, a longer reach, and better image stabilization.

⌘ Carl Zeiss Vario-Tessar lens

⌘ SteadyShot optical image stabilization

⌘ Price: \$118.00 Amazon

⌘ \$119.99 · [Best Buy](#)



Key Specifications:

20.1MP 1/2.3" Super HAD CCD Sensor

BIONZ Image Processing Engine

25-200mm f/3.3-6.3 Lens

8x Optical, 32x Digital Zoom

20MP Photos / HD (720p) Videos at 30fps

2.7" 230k-dot Rear Clear Photo LCD Monitor

Weights (3.7 oz)

Best Cameras Under \$500

⌘ Canon EOS Rebel T6 (EOS 1300D) \$399.00

⌘ Canon EOS Rebel T6. You can get this DSLR itself at a market rate of under \$400 or buy it with lenses package.

Brilliantly clear and colorful images are at hand with the 18.0 Megapixel (APS-C) CMOS sensor and powerful DIGIC 4+ Image Processor. Thanks to the camera's wide ISO of 100-6400 (expandable to 12800) it has an amazing performance even in low light.

Megapixels: 18

Sensor Size: APS-C

Dimensions: 5.08 x 3.99 x 3.06 in. (129 x 101 x 77 mm)

Weight: 17.11 oz. (485g)

Video: FullHD(1080p)



Best Cameras Under \$500

& Panasonic Lumix G7 \$497.99

& The Lumix G7 has been in the market for a while, however, it's still a good mirror-less camera offers great quality with an affordable low price. Its design enables a lighter, more compact camera body, while also offering cutting-edge video, audio, creative controls, wireless, intelligent-focusing, and exposure technologies not possible with traditional DSLRs. A LUMIX 4K Ultra HD video pause

Photo mode

Megapixels: 16

Sensor Size: Four Thirds

Dimensions: 4.92 x 3.03 x 3.39

in. (68 x 122 x 91 mm)

Weight: 0.9lbs

Video: 4K UHD 2160p



Best Cameras Under \$500

- & Nikon D5300 \$456.59
- & Camera has an exceptional 24.2 MP DX-format CMOS sensor
- & Features the optional WU-1a Wireless Adapter
- & The 39-point AF system with 3D tracking and 3D matrix metering
- & Wide range of ISO (100 – 12800, expandable to 25600)
- & Featuring GPS turns it into the perfect travel company.



Megapixels: 24.2
Sensor Size: APS-C
Dimensions: 4.9 x 2.9 x 3.86 in.
Weight: 1.06lbs
Video: FullHD 1080p
Continuous Shooting: 5 FPS

Nikon D5300 vs Nikon D5600: Which camera should you buy ...


Touchscreen
Lighter
Higher ISO
Better Viewfinder
Time-lapse video mode
Full HD video clips
Well-proportioned handgrip



■ <https://www.digitalcameraworld.com/features/nikon-d5300-vs-nikon-d5600>

Best Photo Apps - Ultimate List for Photographers





 **pixpa**

Create a stunning photography portfolio website in minutes.

[Get Started Free](#)

No coding. No credit card required.



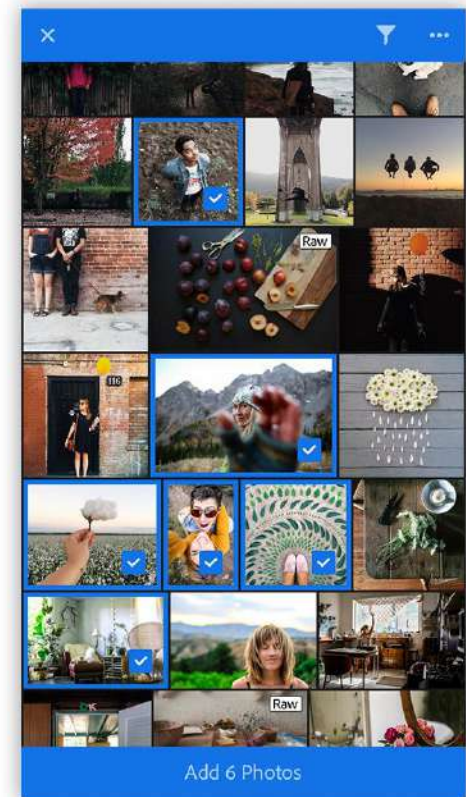
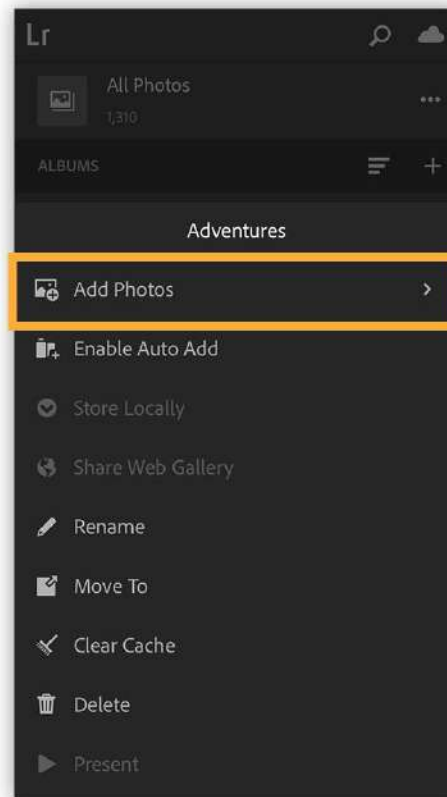
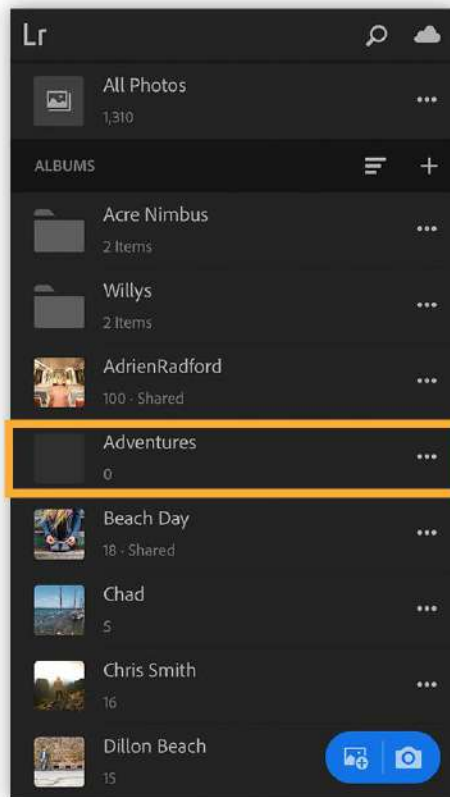
Best Photo Apps - Ultimate List for Photographers

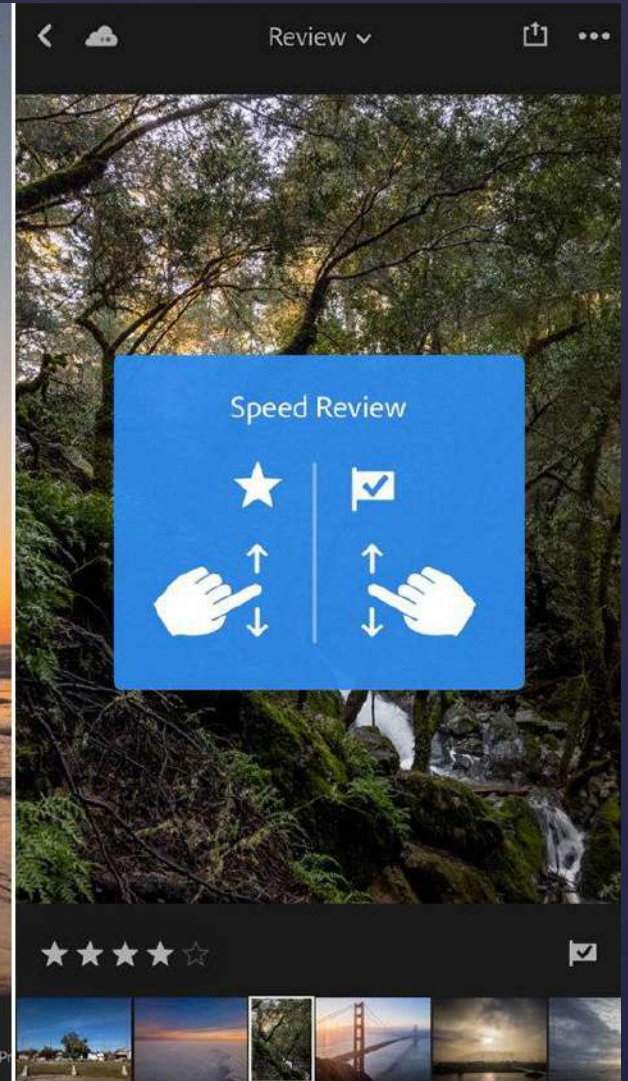
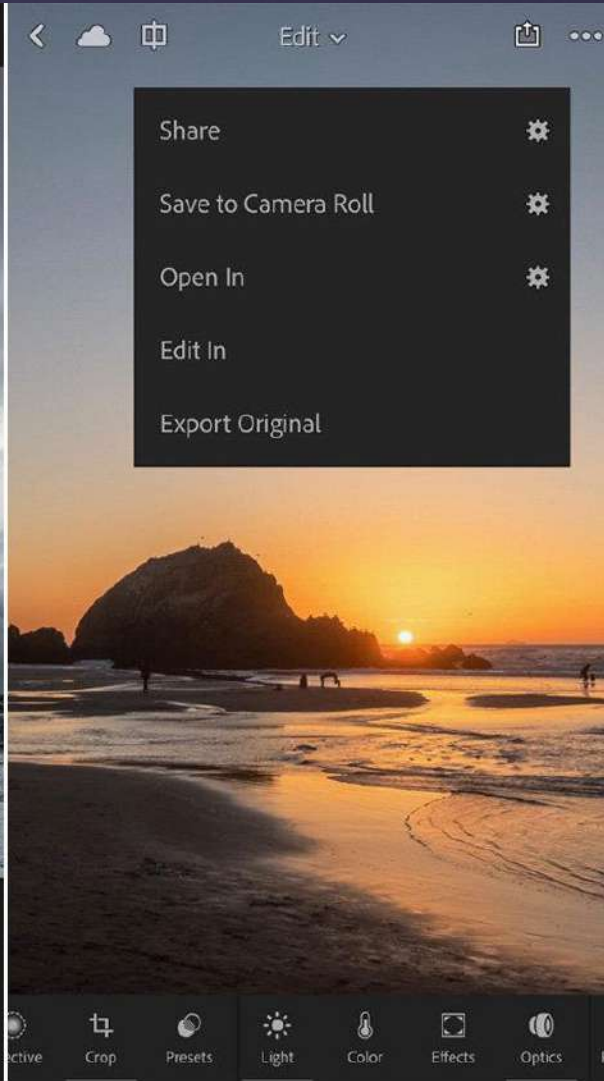
- ⌘ Magic Hour—Magic Hour focuses on all the information that you need for understanding when the golden hour arrives based on your location, if the weather will be clear enough, and the approximate times of sunrise and sunset for your area.
- ⌘ Furthermore, the app also tracks moonrise and the full moon for those photographers interested in night time photography.



Best Photo Apps - Ultimate List for Photographers

& Adobe Lightroom for Mobile - best apps for professional photographers. This is because it's the only photo editing app that can allow viewing, editing and organizing a large number of images.

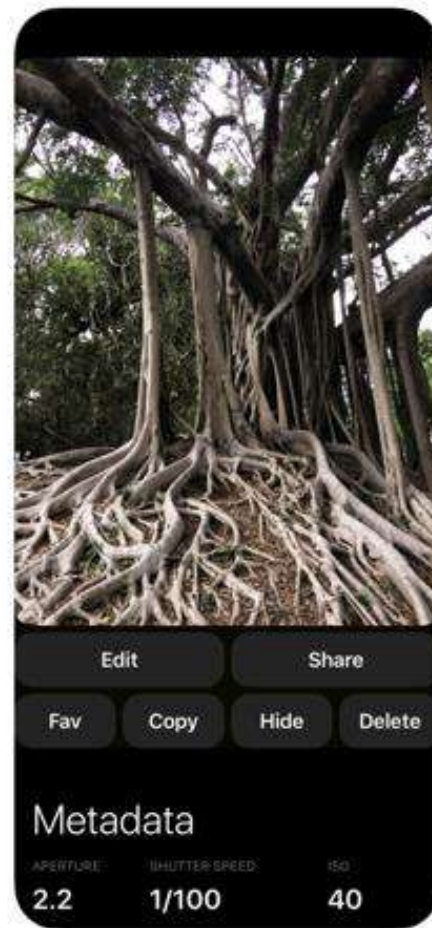




Best Photo Apps - Ultimate List for Photographers

- & Camera+2 Help users shoot like pros. This app is equipped with touch exposure, easy controls, a stabilizer to ensure steady shooting, gridlines for composition and more.
- & Editing tools (e.g. crop, borders and captioning), Camera+ offers advanced tools, like tone adjustment tool, red-eye remover, vignette, straightening and white balance.





Best Photo Apps - Ultimate List for Photographers



- ⌘ Photo Scan oogle Photo - The best one of the photo apps for scanning photos
- ⌘ Save old photographs with your phone and transfer them to other digital devices.
- ⌘ This Google photo scanner app is free and allows you to scan images with your
- ⌘ phone.





Best Photo Apps - Ultimate List for Photographers

- & Cortex Camera - The app gives you the ability to shoot in low light and attain clear, captivating images.
- & Comes with a built-in electronic image stabilization feature that makes tripods unnecessary to achieve a stable image, which is essential for nighttime photo shoots in particular





The 50 Best Things to Do in Amsterdam



- ⌘ 1. For Those on a Luxury Budget, Book a Room at the Pulitzer Amsterdam
- ⌘ 2. For Budget-Savvy Travelers, Reserve a Tiny Room at Soho House
- ⌘ 3. Bike Around the City on Your Own
- ⌘ 4. Opt for the Guided Bike Tour
- ⌘ 5. Explore by Boat
- ⌘ 6. Boat and Booze
- ⌘ 7. Visit a 'Coffee Shop'
- ⌘ 8. Now Visit a Less-Touristy Coffee Shop
- ⌘ 9. Indulge in the Cheese Munchies
- ⌘ 10. Go to the Cheese Museum |
- ⌘ 11. Visit the Rijksmuseum of Dutch Art and History
- ⌘ 12. Visit the Stedelijk Museum for Modern Art
- ⌘ 13. Spend Half a Day at the Van Gogh Museum

- ✂ 14. **Remember Recent History at the Anne Frank House**
- ✂ 15. **See How a Heineken Gets Made**
- ✂ 16. Take in Holland's Famous Tulips
- ✂ 17. Celebrate National Tulip Day
- ✂ 18. Visit a Purse Museum Because Why Not?
- ✂ 19. **Peruse the Outdoor Windmill Museum**
- ✂ 20. Sip and See the De Gooyer Windmill
- ✂ 21. **Eat a Multi-Course Meal at Breda**
- ✂ 22. Lunch Seasonally at Choux
- ✂ 23. Book a Table at Restaurant de Kas Long in Advance
- ✂ 24. Dine Well and Spot Celebs at Jansz
- ✂ 25. Bring on the Meat at Cannibale Royale
- ✂ 26. **Taste the Famous Dutch Fries-and-Mayo Combo**

- 27. Grab a Stroopwafel to Eat As You Walk
- 28. Brunch at Little Collins
- 29. Wake Up with a Coffee at Back To Black
- 30. Sample Everything at Foodhallen
- 31. Indulge in Some Interesting Ice Cream Flavors
- 32. Sip Award-Winning Cocktails at Tales & Spirits
- 33. Find Your Way to Door 74 Speakeasy
- 34. Drink in a 17th-Century Dutch House
- 35. Glam It Up for a Cocktail at Pulitzer's Bar
- 36. Take Your Pick of Natural Wines
- 37. Taste the History of Dutch Gin
- 38. Stroll the Red Light District
- 39. Watch a Show at Casa Rosso
- 40. Take a Ferry to NDSM Wharf
- 41. Stop Over in Rotterdam
- 42. Eat at Jaffa
- 43. Stay at a Cube House
- 44. Train to Giethoorn
- 45. Have a Beach Day
- 46. Shop Vintage
- 47. Scope the Design Discounts
- 48. Chill in Vondelpark
- 49. Take in the View from A'DAM Tower
- 50. Buy More Cheese

Trip Report- Detroit- Chicago- Holland and Mackinaw Island Michigan

The Yellowstone Loop: 9 Stops You Must Make

- ✂ With two stunning national parks, four gorgeous western states, and incredible locations to savor along the way, the Yellowstone Loop may be the ultimate summer road trip.



1. Bear River Migratory Bird Refuge, Brigham City, UT



⌘ Detour into the Bear River Wild Bird Refuge for the 12-mile driving tour. This 74,000-acre National Wildlife Refuge is an important resting, feeding, and nesting area for migrating birds. Depending on what time of year you visit, you'll get to see American avocets, white-faced ibis, Tundra swans, American white pelicans, Snowy plovers, and Black-necked stilts.

2. American West Heritage Center, Logan, UT

- ⌘ Step back in time 100 years and take your turn at hatchet throwing, spinning wool, or have tea while playing parlor games. This living history museum inspires visitors to learn, live and celebrate what life was like in the Cache Valley between the years of 1820-1920. Spread across nearly 300 acres of open space are a **historical farm, pioneer settlements, native American exhibits, a mountain man camp and more.**



3. Bluebird Candy Company, Logan, UT

- ⌘ ..has been creating hand-dipped candies and treats in their factory since 1914.
- ⌘ Sweet smell of chocolate will beg you to start looking for the samples (FYI: they are by the register).
- ⌘ Turn your attention to the picture window and watch the chocolates being hand dipped.
- ⌘ Their irresistible clusters, caramels, truffles, and chocolates are made using locally sourced ingredients, which don't have any preservatives or waxes, and their candy centers are made daily.
- ⌘ Each are hand dipped then given a unique signature.



4. Lava Hot Springs, ID

- ↳ When you are ready to relax, head to the natural thermal springs of Lava Hot Springs.
- ↳ Every day over 2.5 million gallons of natural, chemical-free water courses through five soaking pools before being diverted in the Portneuf River.
- ↳ Pools range in **temperature from 102 to 112 and are laden with minerals.**
- ↳ This mineral water does not contain sulfur, so you won't have to endure the rotten egg smell while you unwind from being on the road.
- ↳ **Open year-round** except for Thanksgiving and Christmas



5. Grizzly and Wolf Discovery Center, West Yellowstone, MT

- ✧ Get up close to one at the Grizzly and Wolf Discovery Center in West Yellowstone, MT,
- ✧ All of the grizzlies, wolves, owls, eagles, and hawks that reside here are unable to survive in the wild, so instead they serve as ambassadors to their wild counterparts.
- ✧ Throughout the day naturalists on staff lead a variety of demonstrations, including how to properly use bear spray (hint: you DON'T spray it on like bug spray) and general bear safety.
- ✧ Kids-only programs include helping a naturalist hide food in the bear habitat, then watching how a bear uses the sense of smell to find food.



6. Yellowstone National Park, WY, MT, ID

- & Old Faithful, Grand Prismatic Springs, herds of buffalo, are all the high-points you'll definitely want to see.
- & Our advice here is to drive slowly through the park, take your time and visit during shoulder season (it's also beautiful in winter, though most roads are closed).
- & Following this advice, you'll see more, the crowds will be smaller, and the cooler temperatures will have the wildlife still at a lower elevations, along the primary roads.



7. Grand Tetons National Park, WY



& Grand Tetons could be entire, epic trip all by if you are thin it for another time. focus on Yellowstone it's good idea to just drive it on your way Lake City.

& The scenery is breathtaking and it's no wonder this park is a magnet for photographers, painters and landscape enthusiasts. Along your route you should definitely make a stop where Ansel Adams made his famous "Tetons and Snake River" photograph. There is even a marker there, so you too can test your photography skills and shoot where the master did.

8. Bear Lake, Garden City, UT

- ⌘ Bear Lake is known as the **Caribbean of the Rockies**.
- ⌘ After seeing the stunning turquoise water and white beaches, you'll understand why.
- ⌘ **There is no shortage of recreational activities that happen year-round here.**
- ⌘ There are thousands of square **miles of fun that include beaches, boating, fishing, water sports, hiking, snow skiing, ice fishing, snowmobiling,** exploring, history, and so much more.



9. Conestoga Ranch, Garden City, UT

- ↳ Located on 18 acres along the shores of Bear Lake is Conestoga Ranch. This is glamping at its finest.
- ↳ Stay in a modern version of a covered wagon (with a plush king-sized bed and electricity), or a traditional (yet very roomy) tent.
- ↳ Each spot comes with campfire valet service (s'mores kit included) and there is resort-wide wifi.
- ↳ Some tents have their own shower and bathroom facilities, but if yours doesn't, there are private shower rooms available 24/7 (none of that public bathhouse stuff with a flimsy curtain and lukewarm water). The on-site Campfire Grill restaurant offers upscale yet casual dining and a wine and craft beer list to go along with it.



Expand Your Horizons With Travel Podcasts

✂ By Diana Brown

✂ *Everywhere*

✂ *Out Of Office*

✂ *Must Travel*

✂ *Travel Fanboy*

✂ *Weary Travelers*

✂ *Adventure One*

✂ *The All-Around Adventure Podcast*

✂ *Abroadities*

✂ *TravelTalk*

Your Choice

& Everywhere

- & Travel writer Daniel Scheffler uses his podcast Everywhere to **talk about the "why" of travel**, and share his personal travel commandments with listeners.
- & Whether you stay home or go abroad, travel alone or with a group, or if you've got money to spend or not; **Daniel will have you seeing the world with new eyes.**

& Out Of Office

- & Ryan Davis and Kiernan Schmitt love to travel, whether it's overseas or just day trips somewhere near home. They fill listeners in **on all their latest adventures and tips they've picked up along the way, sharing stories of driving in other countries, sleeping in Spanish monasteries, tasting natural wines in Brooklyn, telling you about obscure London museums or how to score Broadway tickets so you can get the most out of your next journey.**

Your Choice

⌘ Travel Fanboy

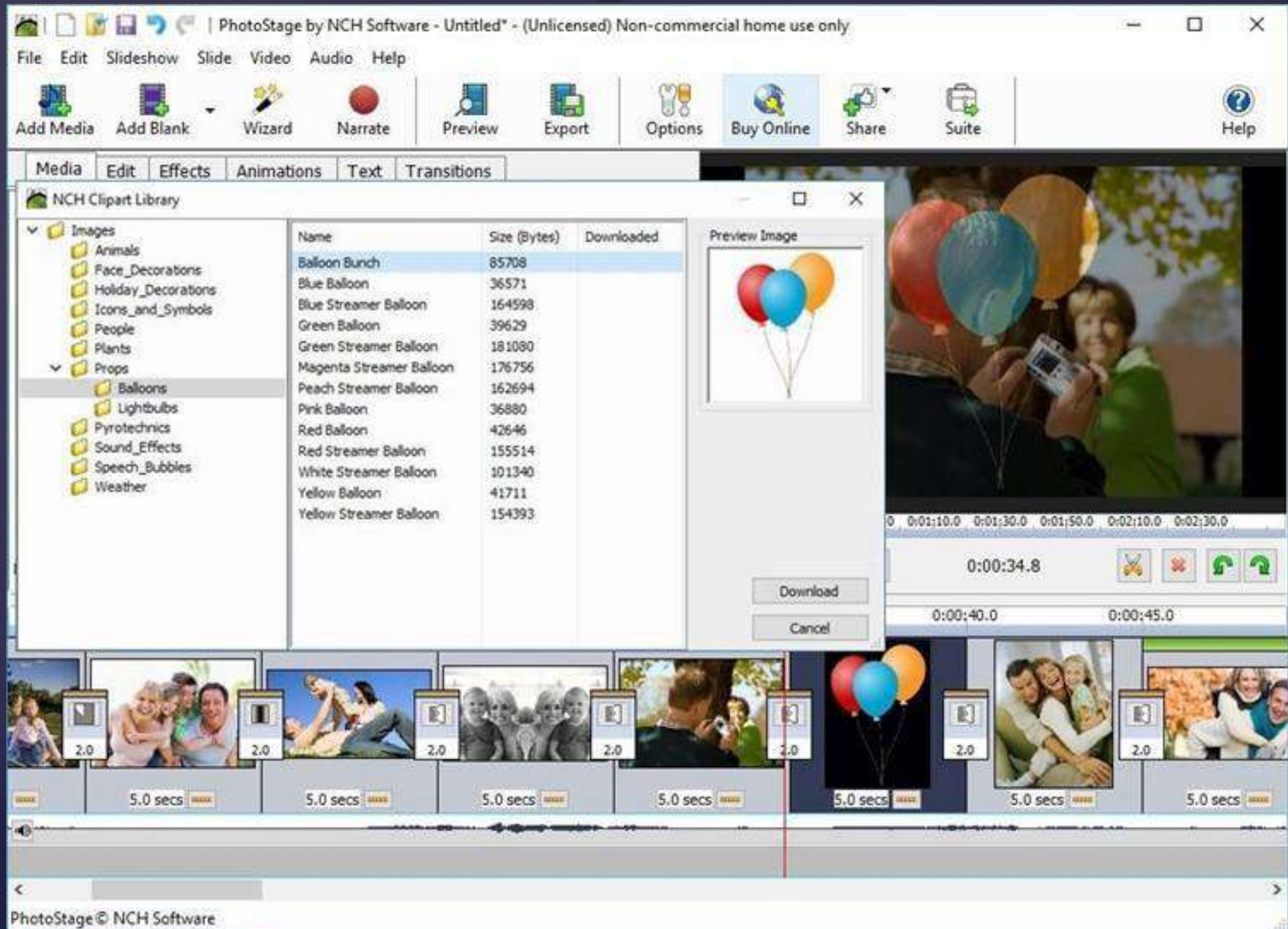
- ⌘ Great podcast about the nuts and bolts of traveling, getting into all the tricks of the trade, like how to get the most miles and points out of your credit cards and using hotel and airline rewards programs to get flights and opulent rooms at cheaper prices. Budget is a byword here

- ⌘ TravelTalk takes a local look at international travel, interviewing residents in different destinations to get the best insider tips on where to eat, what to drink, and what to see and do during cherry blossom season in Tokyo, in the coolest districts in Shanghai, experiencing the grasslands of Mongolia, navigating the Canadian Mountains of British Columbia, admiring the beauty of Rwanda, or appreciating the architecture in Budapest. Book your flights now: the world awaits!

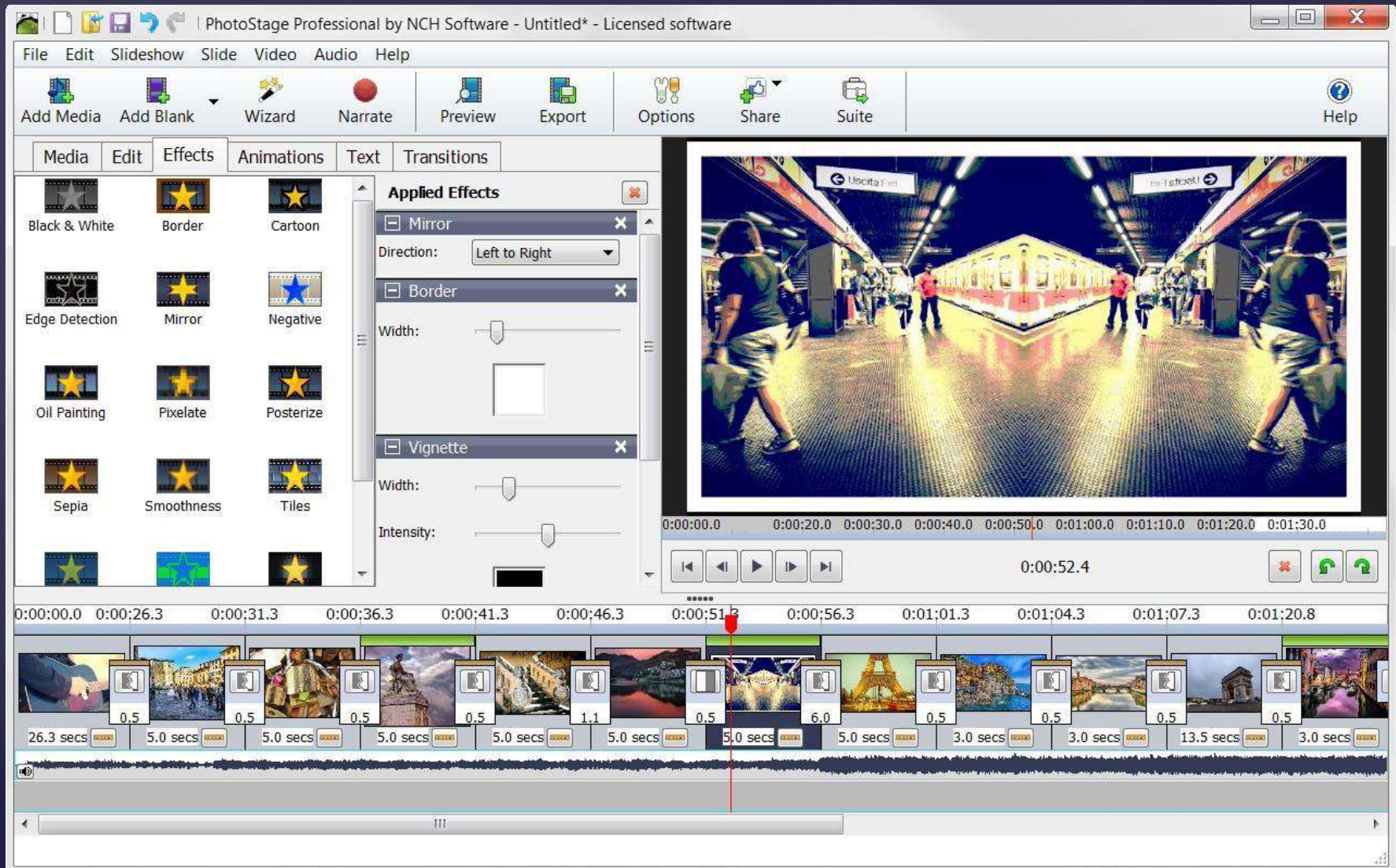
PhotoStage Slideshow Producer



Add photos



Adjust the slide



Add slides to slide show



Add the music file to the slide show

PhotoStage by NCH Software - Untitled* - (Unlicensed) Non-commercial home use only

File Edit Slideshow Slide Video Audio Help

Add Media Add Folder Add Blank Automate Narrate Sounds Preview Export Options Buy Online Share Suite

Media Edit Effects Animations Text Transitions

100_1671.JPG 100_1681.JPG 100_1683.JPG 100_1685.JPG 100_1686.JPG 100_1696.JPG 100_1711.JPG 02 Part of Your World [From the ...]

Add Photos Add Videos Add Audio Sort media by: Name Ascending Add a Blank Slide Add to Slideshow

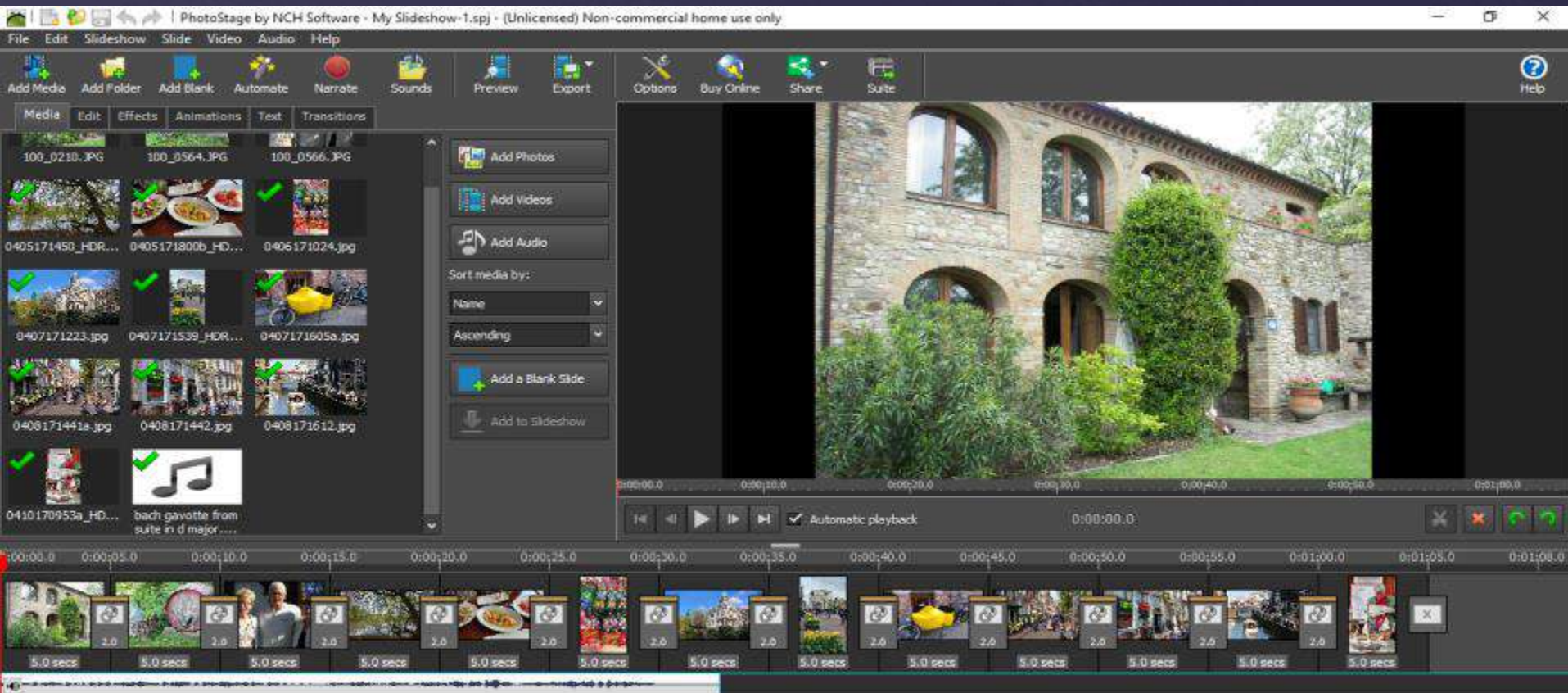
0:00:00.0 0:00:20.0 0:00:40.0 0:01:00.0 0:01:20.0 0:01:40.0 0:02:00.0 0:02:20.0 0:02:40.0 0:03:00.0 0:03:20.0 0:03:40.0 0:04:00.0 0:04:20.0 0:04:40.0 0:05:00.0 0:05:20.0 0:05:40.0 0:06:00.0 0:06:20.0 0:06:40.0 0:07:00.0 0:07:20.0 0:07:40.0 0:08:00.0 0:08:20.0 0:08:40.0 0:09:00.0 0:09:20.0 0:09:40.0 0:10:00.0 0:10:20.0 0:10:40.0 0:11:00.0 0:11:20.0 0:11:40.0 0:12:00.0 0:12:20.0 0:12:40.0 0:13:00.0 0:13:20.0 0:13:40.0 0:14:00.0 0:14:20.0 0:14:40.0 0:15:00.0 0:15:20.0 0:15:40.0 0:16:00.0 0:16:20.0 0:16:40.0 0:17:00.0 0:17:20.0 0:17:40.0 0:18:00.0 0:18:20.0 0:18:40.0 0:19:00.0 0:19:20.0 0:19:40.0 0:20:00.0 0:20:20.0 0:20:40.0 0:21:00.0 0:21:20.0 0:21:40.0 0:22:00.0 0:22:20.0 0:22:40.0 0:23:00.0 0:23:20.0 0:23:40.0 0:24:00.0 0:24:20.0 0:24:40.0 0:25:00.0 0:25:20.0 0:25:40.0 0:26:00.0 0:26:20.0 0:26:40.0 0:27:00.0 0:27:20.0 0:27:40.0 0:28:00.0 0:28:20.0 0:28:40.0 0:29:00.0 0:29:20.0 0:29:40.0 0:30:00.0 0:30:20.0 0:30:40.0 0:31:00.0 0:31:20.0 0:31:40.0 0:32:00.0 0:32:20.0 0:32:40.0 0:33:00.0 0:33:20.0 0:33:40.0 0:34:00.0 0:34:20.0 0:34:40.0 0:35:00.0 0:35:20.0 0:35:40.0 0:36:00.0 0:36:20.0 0:36:40.0 0:37:00.0 0:37:20.0 0:37:40.0 0:38:00.0 0:38:20.0 0:38:40.0 0:39:00.0 0:39:20.0 0:39:40.0 0:40:00.0 0:40:20.0 0:40:40.0 0:41:00.0 0:41:20.0 0:41:40.0 0:42:00.0 0:42:20.0 0:42:40.0 0:43:00.0 0:43:20.0 0:43:40.0 0:44:00.0 0:44:20.0 0:44:40.0 0:45:00.0 0:45:20.0 0:45:40.0 0:46:00.0 0:46:20.0 0:46:40.0 0:47:00.0 0:47:20.0 0:47:40.0 0:48:00.0 0:48:20.0 0:48:40.0 0:49:00.0 0:49:20.0 0:49:40.0 0:50:00.0 0:50:20.0 0:50:40.0 0:51:00.0 0:51:20.0 0:51:40.0 0:52:00.0 0:52:20.0 0:52:40.0 0:53:00.0 0:53:20.0 0:53:40.0 0:54:00.0 0:54:20.0 0:54:40.0 0:55:00.0 0:55:20.0 0:55:40.0 0:56:00.0 0:56:20.0 0:56:40.0 0:57:00.0 0:57:20.0 0:57:40.0 0:58:00.0 0:58:20.0 0:58:40.0 0:59:00.0 0:59:20.0 0:59:40.0 1:00:00.0

0:00:00.0 0:00:05.0 0:00:10.0 0:00:15.0 0:00:20.0 0:00:25.0 0:00:30.0 0:00:35.0 0:00:38.0 0:00:41.0 0:00:44.0 0:00:47.0 0:00:50.0

5.0 secs 5.0 secs 5.0 secs 5.0 secs 5.0 secs 5.0 secs 5.0 secs 5.0 secs

File: 02 Part of Your World [From the Little Mermaid].wma
Duration: 0:03:14.1

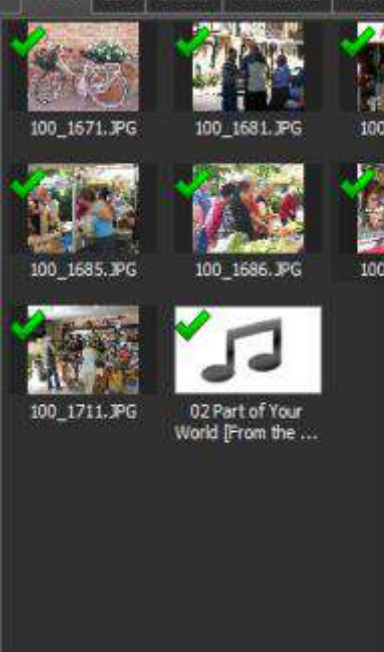
PhotoStage v 6.19 © NCH Software



File Edit Slideshow Slide Video Audio Help

Add Media Add Folder Add Blank Automate Narrate Sounds Preview Export Options Buy Online Share Suite

Media Edit Effects Animations Text



Quick Create Slideshow

Images:

☒ Include subfolders ☐ Include Media Bin

Use all in folder

Image Display Length
Default (seconds):

☐ Fit all images to soundtrack

Sound:

☐ Loop audio

Theme:

Transitions:

Length (seconds):

☐ Randomize transition type

☐ Export slideshow after creation



File Edit Slideshow Slide Video Audio Help

Add Media Add Folder Add Blank Automate Narrate Sounds Preview Export Options Buy Online Share Suite

Media Edit Effects Animations Text Transitions



Narration

Capture from: [Default Sound In]

Audio filename: My Narration

Save to: C:\Users\hdbi\Music

Output Settings...

0:00:00.0

Automatically increase duration of narrated photo

Help

Add to Slideshow

0:00:00.0 0:00:05.0 0:00:10.0 0:00:15.0 0:00:20.0 0:00:25.0 0:00:30.0 0:00:35.0 0:00:38.0 0:00:41.0 0:00:44.0 0:00:47.0 0:00:50.0

0:00:00.0 0:00:20.0 0:00:40.0 0:01:00.0 0:01:20.0 0:01:40.0 0:02:00.0 0:02:20.0

Automatic playback 0:00:25.0





Media Edit Effects Animations Text Transitions



Add Photos

Add Video

Add Audio

Sort media by:

Name

Ascending

Add a new media

Add to new slide

Quick Create Slideshow

Images:

- No Transition
- Blinds
- Bounce
- Checker Board
- Circle
- Cross Fade
- Cube Spin
- Diamond
- Dissolve
- Dissolve Rough
- Doors
- Fade
- Fade through white
- Fan - Bottom to Top
- Fan - Top to Bottom
- Flip
- Heart
- Horizontal Lines
- Page Curl
- Puzzle
- Radial (Smooth) - Clockwise
- Radial (Smooth) - Counterclockwise
- Radial - Clockwise
- Radial - Counterclockwise
- Rectangle
- Reveal - Bottom to Top
- Reveal - Left to Right
- Reveal - Right to Left
- Reveal - Top to Bottom
- Roll

Length (seconds): 2.0

☐ Randomize transition type

☐ Export slideshow after creation

Create

Cancel

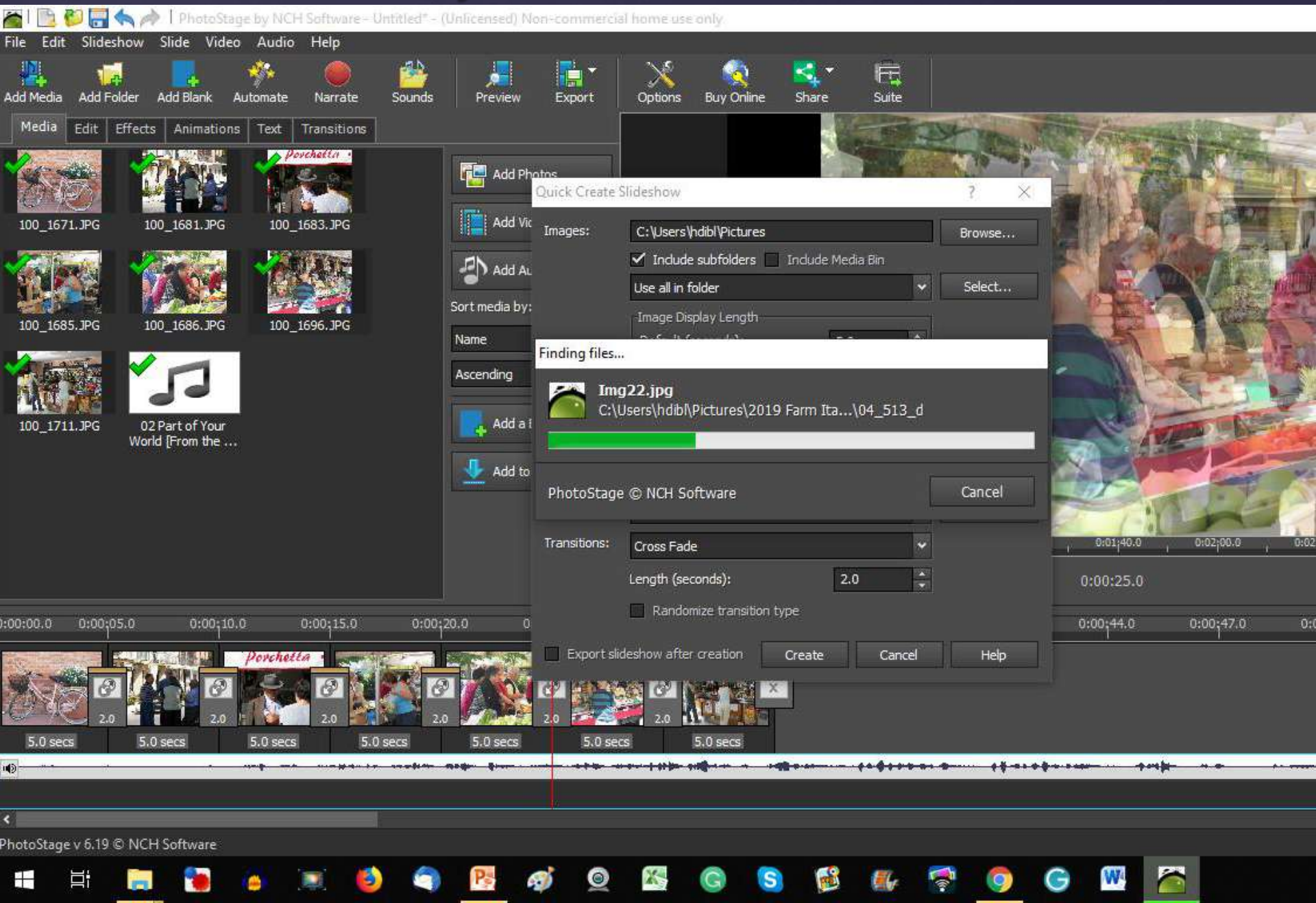
Help



0:00:00.0 0:00:05.0 0:00:10.0 0:00:15.0 0:00:20.0



Create my Slide Show



My Viking Journey

Scandinavia & the Kiel Canal



Viking (94.31)

Crystal (92.75)

Seabourn (92.36)

Regent Seven Seas (91.53)

Cunard (85.99)

Oceania (86.45)

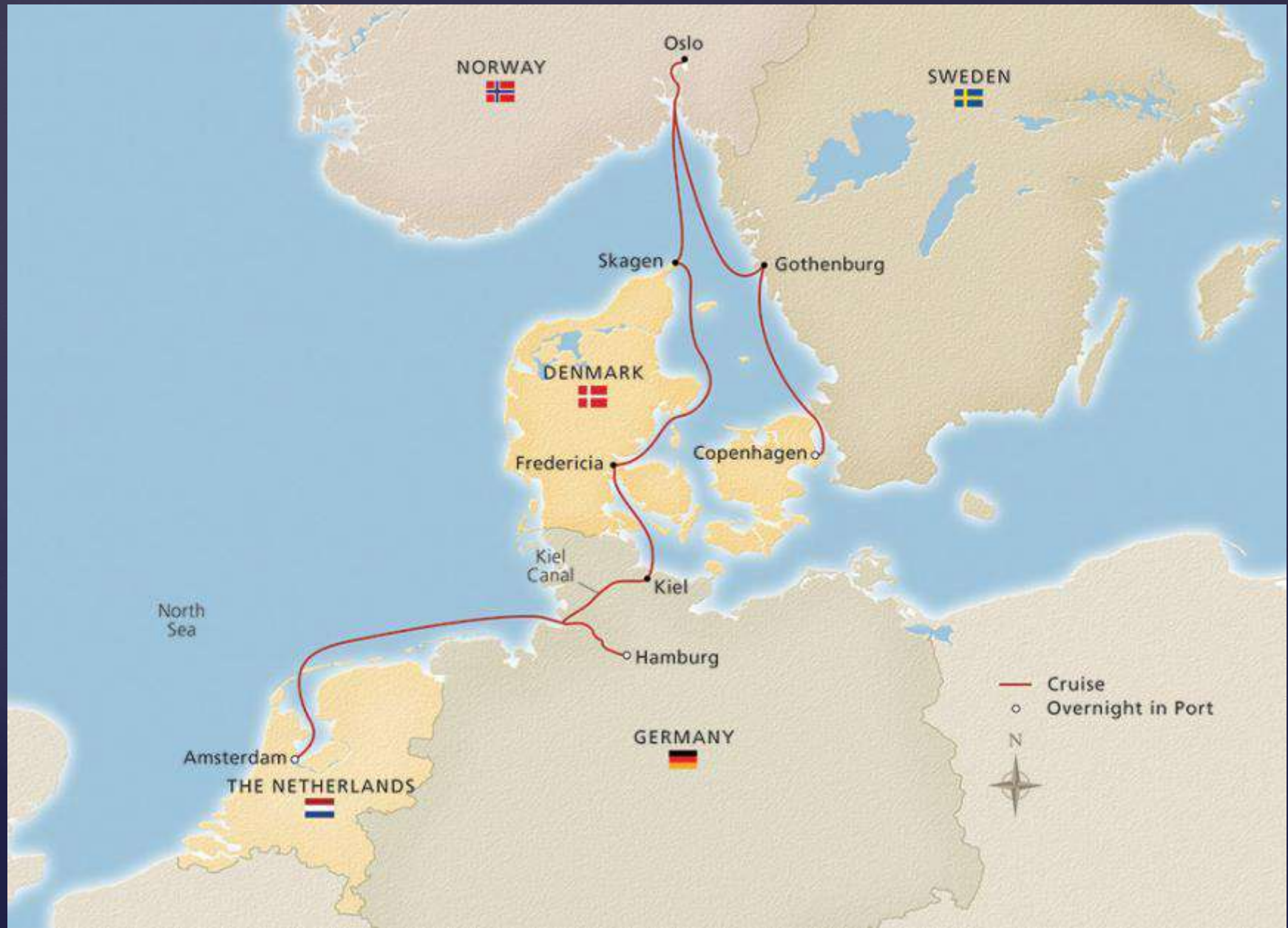
Silversea (84.01)

Azamara (84.48)

Princess (83.11)

Hurtigruten (81.74)

Scandinavia & the Kiel Canal



Pricing

Barcelona to
Venice FROM
\$7,998

Bergen to
Stockholm FROM
\$5,999

Amsterdam to
Copenhagen FROM
\$3,799



WMPH

Copenhagen, Denmark

The beautiful Baltic city of Copenhagen grew from a fishing village into a major port.

Göteborg, Sweden

Sweden's second-largest city, Göteborg is a thriving and vibrant university town.

Oslo, Norway

Oslo brims with scenic beauty, Viking history and artistic heritage

Skagen, Denmark

The northernmost point of Denmark's mainland, Jutland, Skagen is a charming old fishing village.

Fredericia, Denmark

Encircled by a fortress wall, Fredericia enjoys a splendid setting on the coast of Jutland, Denmark's

Kiel, Germany

The largest city on Germany's side of Jutland, Kiel marks the eastern terminus of the Kiel Canal

Hamburg, Germany


An easygoing cultural capital, Hamburg retains its mercantile Hanseatic League past

Amsterdam, The Netherlands

Capital of The Netherlands, Amsterdam is renowned for its museums, colorful gardens, abundance of historic architecture and endless lattice of canals.

Copenhagen, Denmark

The beautiful Baltic city of Copenhagen grew from a fishing village into a major port.

























Begegnungen im Himmel und auf der Erde
 Ein goldener Helm aus der Zeit um 1000 n. Chr.
 Fundort: Nordsee, Dänemark



The Skovhoj Mask
 The six skulls are from the Skovhoj Mask in Skovhoj. The skulls were sacrificed in a peat bog with the remains of a dog and a horse, as well as animal bones, ceramics and stones. The dog being buried with the skulls is said to be the same as the one found in the bog.




Viking Sea



Scandinavia & the Kiel Canal
Copenhagen to Amsterdam

Viking Sea











Copenhagen, Denmark

The beautiful Baltic city of Copenhagen grew from a fishing village into a major port.

Gothenburg, Sweden

Sweden's second-largest city, Gothenburg is a thriving and vibrant university town.

Oslo, Norway

Oslo brims with scenic beauty, Viking history and artistic heritage

Skagen, Denmark

The northernmost point of Denmark's mainland, Jutland, Skagen is a charming old fishing village.

Fredericia, Denmark

Encircled by a fortress wall, Fredericia enjoys a splendid setting on the coast of Jutland, Denmark's mainland.

Kiel, Germany

The largest city on Germany's side of Jutland, Kiel marks the eastern terminus of the Kiel Canal

Hamburg, Germany

An easygoing cultural capital, Hamburg retains its mercantile Hanseatic League past

Amsterdam, The Netherlands

Capital of The Netherlands, Amsterdam is renowned for its museums, colorful gardens, abundance of bicycles and endless lattice of canals.







Copenhagen, Denmark

The beautiful Baltic city of Copenhagen grew from a fishing village into a major port.

Gothenburg, Sweden

Sweden's second-largest city, Gothenburg is a thriving and vibrant university town.

Oslo, Norway

Oslo brims with scenic beauty, Viking history and artistic heritage

Skagen, Denmark

The northernmost point of Denmark's mainland, Jutland, Skagen is a charming old fishing village.

Fredericia, Denmark

Encircled by a fortress wall, Fredericia enjoys a splendid setting on the coast of Jutland, Denmark's mainland.

Kiel, Germany

The largest city on Germany's side of Jutland, Kiel marks the eastern terminus of the Kiel Canal

Hamburg, Germany

An easygoing cultural capital, Hamburg retains its mercantile Hanseatic League past

Amsterdam, The Netherlands

Capital of The Netherlands, Amsterdam is renowned for its museums, colorful gardens, abundance of bicycles and canals.

VIKING VOYAGES

The time of the Vikings was from the beginning of the 700s to c. AD 1050. The Vikings were outstanding shipbuilders and skilled navigators. Their ships were fast and well-suited for long sea journeys.

The Viking homeland was Scandinavia. In good farming regions, field crops and animal husbandry were the main livelihood, in other places,









A journey headed for doom and destruction

In the spring of 1947, six men embarked on an expedition with all odds against them. Their vessel had never been tested, and it had several potentially dangerous flaws. The theory claiming that the expedition was safe was considered controversial at best. If anything went wrong, the crew would be drifting helplessly in some of the world's most turbulent waters, beyond help of any kind. The leader, 33-year-old Norwegian Thor Heyerdahl, suffered from severe hydrophobia, had minimal swimming skills, and had no experience as a sailor whatsoever.

This is the story about him, and why he and five others succeeded on a journey, which failure and...







Copenhagen, Denmark

The beautiful Baltic city of Copenhagen grew from a fishing village into a major port.

Göteborg, Sweden

Sweden's second-largest city, Göteborg is a thriving and vibrant university town.

Oslo, Norway

Oslo brims with scenic beauty, Viking history and artistic heritage

Skagen, Denmark

The northernmost point of Denmark's mainland, Jutland, Skagen is a charming old fishing village.

Fredericia, Denmark

Encircled by a fortress wall, Fredericia enjoys a splendid setting on the coast of Jutland, Denmark's mainland.

Kiel, Germany

The largest city on Germany's side of Jutland, Kiel marks the eastern terminus of the Kiel Canal

Hamburg, Germany

An easygoing cultural capital, Hamburg retains its mercantile Hanseatic League past

Amsterdam, The Netherlands

Capital of The Netherlands, Amsterdam is renowned for its museums, colorful gardens, abundance of bicycles and endless lattice of canals.











TASTES OF 2 KINDS OF HERRING

PICKLED HERRING AND SPICY PICKLED HERRING

SERVED ON RYE BREAD WITH BUTTER AND
TOPPED WITH CURRY SALAD

INGREDIENTS:

RYE BREAD IS MADE OF - WATER, Y
GRAIN, RYE FLOUR AND
PICKLED CUCUMBER

















Fredericia, Denmark

Encircled by a fortress wall, Fredericia enjoys a splendid setting on the coast of Jutland, Denmark's mainland.

Kiel, Germany

The largest city on Germany's side of Jutland, Kiel marks the eastern terminus of the Kiel Canal


Hamburg, Germany

An easygoing cultural capital, Hamburg retains its mercantile Hanseatic League past

Amsterdam, The Netherlands

Capital of The Netherlands, Amsterdam is renowned for its museums, colorful gardens, abundance of bicycles and endless lattice of canals.

Photography Cheat Sheet: White Balance Presets Guide



Type of Light	Colour Temp. deg. K
Candle Flame	1,500
Tungsten, Incandescent	3,000
Sunrise, Sunset	3,500
Midday Sun, Flash	5,500
Bright Sun, Clear sky	6,000
Cloudy Sky, Shade	7,000
Blue Sky	9,000

- ⌘ It may seem like a good idea to stick to the Auto white balance setting and let your camera figure things out on its own
- ⌘ However, it always helps to learn more about the other options that you can use, especially if you're shooting with artificial lighting or tricky lighting situations

- ✧ Various light sources and lighting conditions produce different color temperatures, the white balance setting makes sure the scenes you photograph maintain their color constancy. The Auto white balance system is designed to notice the changing light and color temperature and make adjustments accordingly

WHITE BALANCE PRESETS

Your guide to what they do and when to use them



AUTO

A simple fail-safe mode for snapshots, but the White Balance may vary from one shot to the next, and you may not get the colours you expect.



Incandescent

This is the closest match for regular domestic lighting, and will correct the colour much more effectively than auto White Balance.



Fluorescent

This comes in many different types and current D-SLRs offer no fewer than seven alternatives, so some trial and error may be needed.



Direct Sunlight

Calibrated to give neutral colours under midday sun – and you can use it as a fixed standard for recording colours as in other lighting conditions exactly as they are.



Flash

Flashguns have a cooler tone than direct



Cloudy

Light has a cooler tone under a cloudy sky, and this preset will warm up the colours. It's good for portraits but can be too much for landscapes.



Shade

This is designed for open shade under a blue sky. This preset will give you more natural-looking skin tones.



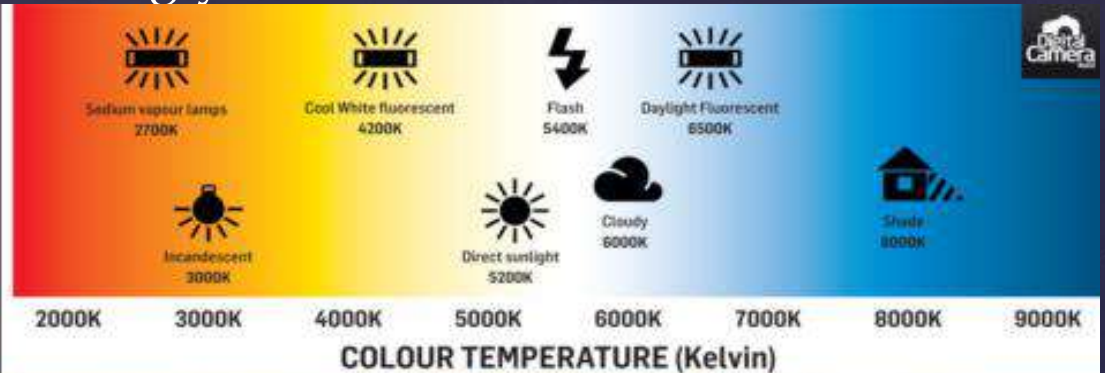
K

More advanced D-SLRs let you set the White Balance colour temperature manually – useful with some studio lighting.



PRE

Sometimes it's impossible to predict the colour of the lighting and the effect of surrounding walls and their colours, but all digital SLRs let you take a manual measurement from a neutral surface and create a custom preset of your own.



WWW.DIGITALCAMERAWORLD.COM

FROM THE WORLD'S #1 PHOTOGRAPHY WEBSITE

White balance

- Incandescent
- Fluorescent
- Direct sunlight
- Flash
- Cloudy
- Shade
- Choose color temp.

PRE Preset manual



Tungsten



Flourescent



Daylight



Cloudy



Shade



Auto White Balance

The 24 Most Beautiful Places in Canada

↳ Alberta

↳ Banff National Park



Jasper National Park



Abraham Lake



British Columbia



Vancouver Seawall



Whistler



Glacier National Park



Great Bear Rainforest



Yoho National Park



New Brunswick Fundy National Park



Newfoundland and Labrador Gros Morne National Park



Nova Scotia - Cabot Trail



Ontario - Niagara Falls



Prince Edward County



Prince Edward Island

Prince Edward Island National Park



Victoria-by-the-Sea



Quebec - Old Montreal



Quebec City



Saskatchewan Grasslands National Park



Northwest Territories



Nunavut - Baffin Island



Yukon-Whitehorse Region



5 Reasons Why I Switched to Mirrorless Cameras...and Why You Might, Too

⌘ #1 Weight, Weight, Don't Tell Me

⌘ #2 The Long Good Day

⌘ #3 Fast Times at Technology High

⌘ #4 Captain Video

⌘ #5 See It Now

5 Reasons Why I Switched to Mirrorless Cameras...and Why You Might, Too

⌘ #1 Weight, Weight, Don't Tell Me

The lighter weight of mirrorless camera bodies and their lenses is probably the first thing mentioned when you ask photographers about their liking for the format

⌘ #2 The Long Good Day

⌘ #3 Fast Times at Technology High

⌘ #4 Captain Video

⌘ #5 See It Now

5 Reasons Why I Switched to Mirrorless Cameras...and Why You Might, Too

⌘ #1 Weight, Weight, Don't Tell Me

⌘ #2 The Long Good Day

⌘ Less weight and less bulk mean not only easier travel over terrain ranging from hills and valleys to city streets, they also make it possible to be on the go for a longer period of time

⌘ #3 Fast Times at Technology High

⌘ #4 Captain Video

⌘ #5 See It Now

5 Reasons Why I Switched to Mirrorless Cameras...and Why You Might, Too

⌘ #1 Weight, Weight, Don't Tell Me

⌘ #2 The Long Good Day

⌘ #3 Fast Times at Technology High

Photography is changing so quickly, and at a certain point you kind of have to decide: am I all in? A nature photographer said about her mirrorless camera, "This is how photography is done now." Sometimes technology offers what we've been hoping for; more likely, it challenges us to put some new ideas to work.

⌘ #4 Captain Video

⌘ #5 See It Now

5 Reasons Why I Switched to Mirrorless Cameras...and Why You Might, Too

⌘ #1 Weight, Weight, Don't Tell Me

⌘ #2 The Long Good Day

⌘ #3 Fast Times at Technology High

⌘ #4 Captain Video

It helps explore some new territory. A big plus is autofocus with video....--there's faster buffering and a higher-speed framing rate for sharper, smoother videos.

⌘ There's also better ISO performance in low light.

⌘ #5 See It Now

5 Reasons Why I Switched to Mirrorless Cameras...and Why You Might, Too

⌘

⌘ #5 See It Now

The electronic viewfinder (EVF) is giving you a real-time view of the scene, a view in which you can see the result of whatever settings changes you want to make.

- ⌘ You're seeing the picture you're going to get before you take it.
- ⌘ You can use the flip-up screen for low-angle shots, and it's great to be able to compose the image at those angles and see instantly and exactly what you are going to get

The best food and travel shows to watch right now

🔗 <https://www.cntraveller.com/gallery/best-foodie-travel-shows>