

iDevices:

iPhone
iPod
iPad



April 2014



This SIG provides more opportunity for sharing of experiences than the more typically structured classroom, lecture or formal setting.


Welcome to Volume 5, Issue 4 of iDevices (iPhone, iPod & iPad) SIG Meetings

Need Help? Go to the **iDevice FORUM**, [click HERE](#)

To find Apps that are free for a short time, click [HERE](#) and [HERE](#)



“This new Apple iPhone is great. It takes high quality pictures and recognizes my fingerprint. It's just like when I get arrested.”



*“No offense, Superman, but you look a lot better
in your Facebook photos.”*



“This app that recommends what I read next works, but it's insulting. It referred me to a gas station restroom wall.”



95 Funny Siri Commands Downright Stupid Enough to Make You Laugh



[Siri](#), the lovable semi-intelligent [virtual assistant](#) that lives on our [iPhones](#), has [plenty of useful tricks](#) and an [enormous commands list](#) up his/her sleeve, but not everything Siri does must be helpful. If you're looking for a laugh, you can issue Siri a huge variety of odd statements or commands, and in turn get some hilarious if not just outright sassy responses back.

By no means is this a complete list of Siri's humor archives as people seem to find new humorous features every day, but this is an amusing variety of nearly one hundred goofy statements and commands to make. Sometimes asking the same question twice or three times in a row can get different and ever continuously more ridiculous responses back. No spoilers given on the answers, just hold down that [Home](#) button and have some fun to see what you get.

1. Beam me up, Scotty!	33. I hate you	67. What's so funny?
2. Where do babies come from?	34. You're a loser	68. Who is Siri?
3. What is July 27?	35. Where are you from?	69. Are you human?
4. Tell me a story	36. How old are you?	70. You're smart
5. Tell me a joke	37. How old am I?	71. I'm happy
6. Knock knock	38. Do you know HAL 9000	72. You are boring
7. What does the fox say?	39. What is 2001 a Space Odyssey about?	73. Can I have some money?
8. What is the meaning of life?	40. I need a stiff drink!	74. What's your story?
9. Sing a song	41. I love you	75. Who makes the best computer?
10. Please sing me a song	42. Do you love me?	76. Why are you so awesome?
11. Who's on first?	43. You're funny	77. Are you serious?
12. How much wood could a woodchuck chuck if a woodchuck could chuck wood	44. Shut up	78. Are you kidding me?
13. Open the pod bay doors, HAL (request this several times)	45. What is your Mom's name?	79. What's wrong with [company name]?
14. What's the secret of the universe?	46. I'm tired	80. What is wrong with you?
15. I need to hide a body	47. Screw you	81. Tell me a bit about yourself
16. When will pigs fly?	48. I'm sorry	82. Are you male or female?
17. When will hell freeze over?	49. I'm not sorry	83. Do you agree with me?
18. When will the world end?	50. Okay	84. Good morning (say this in the evening)
19. Testing testing	51. Is there a God?	85. Good afternoon (say this in the morning)
20. What are you?	52. You're right	86. Good night (say in the morning or mid day)
21. Where are you?	53. You're wrong	87. Thanks
22. How are you?	54. Who is your favorite person?	88. No thanks
23. What do you look like?	55. Who is your least favorite person?	89. When is your birthday?
24. Talk dirty to me	56. You should go on a diet	90. Who made you?
25. Why am I here?	57. What's your problem?	91. What's new?
26. I can do this all day long	58. Do you want to play a game?	92. How's it going?
27. Scooby Doo, where are you?	59. I'm drunk	93. Guess what?
28. Beam me up, Scotty	60. I have to go to the bathroom.	94. Why?
29. What are you wearing?	61. Merry Christmas	95. Why not?
30. Will you marry me?	62. Do you want to go on a date?	
31. Who is Eliza?	63. What is your favorite color?	
32. I like you	64. What is my name?	
	65. Which is the best tablet?	
	66. What is the best computer?	



SPECIAL NEWS

iPhone 6 with 4.7" Display to be Released in Fall, Says Reuters Report



Apple will launch an iPhone 6 with a 4.7" display sometime this fall, according to a new report from [Reuters](#). Additionally, a separate iPhone 6 model with a larger 5.5" display may be delayed due to production issues.

Citing unspecified sources, Reuters says that both iPhone 6 models will use a new [touch technology](#) that allows for thinner construction of the [display panel](#), this could suggest a thinner overall design may be possible. The report also notes there are some "difficulties" in producing the larger 5.5" screen, but that the 4.7" [iPhone model](#) remains on track for an autumn launch.

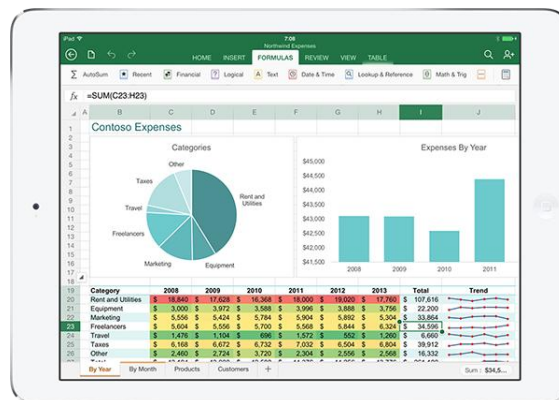
Reuters tends to be a consistently reliable source of Apple rumors. A January report from the equally reliable and well sourced Wall Street Journal also [indicated that Apple would launch two new iPhone models this year](#). The WSJ story also suggested the next iPhone models would feature larger displays at up to 5.5".



Apple has long been rumored to be working on a larger screened iPhone, with the first mentions appearing last year from Bloomberg, which then stated the possibility of an iPhone with a 4.5" screen. For a relative size [comparison](#), the current iPhone 5, iPhone 5S, and iPhone 5C models have a 4" display, while the iPhone 4S and prior models had a 3.5" display. The images appearing in this post are mockups, there are no reliable rumors yet as to what the iPhone 6 will actually look like.



Microsoft Office for iPad Arrives with Word, Excel, & PowerPoint



Microsoft has brought the popular Office suite to the [iPad](#), including full featured versions of Microsoft Word, Excel, and PowerPoint. Each app is offered as a free [download](#) through the App Store for [iOS](#), but there are some functionality differences between the free and paid subscription plans. To put it simply, the free plans of the [Office apps](#) can only view, copy, and share contents, while the paid plans are necessary to gain complete editing and new document creation across the Office suite.

The Microsoft Office suite of apps for [iPad works](#) very well and they are indeed full featured with everything you'd expect to be there – assuming you get the full subscription version at least – which should make this popular amongst business, education, and corporate users, and really for anyone who exchanges a lot of documents between the Microsoft Office suite of apps in general.

Admittedly, it's a little confusing to have a free app that requires a subscription to gain additional features, but the handy table below shows the specific differences between the Office apps in their free form, and the Office apps with their 365 with a subscription. As you can see, the key differences between free vs paid are primarily editing and new file creation:

	Free	With Office 365 Subscription
Open from OneDrive, email attachments, or third-party apps using the iPad document viewer	•	•
View documents, spreadsheets, presentations	•	•
Copy content	•	•
View comments	•	•
Share documents as hyperlink or as email attachment	•	•
In Excel: sort and filter Tables	•	•
In PowerPoint: view speaker notes, present in full screen, use laser-pointer, pens and highlighters	•	•
Open from OneDrive for Business and SharePoint		•
Create new documents		•
Robust editing		•
Rich formatting		•
Save to OneDrive, OneDrive for Business, SharePoint and iPad		•

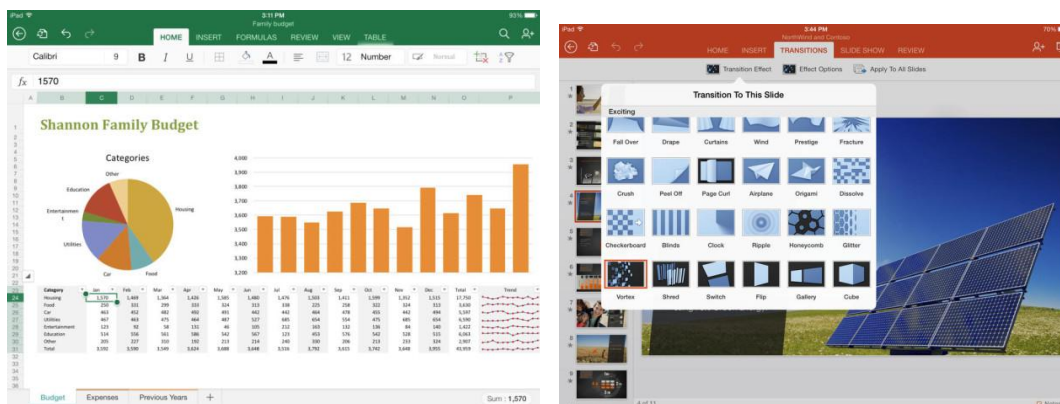
Speaking of the paid version, a years subscription to Office 365 usually costs \$99/year or \$10/mo, but [you can get a great 33% discount if you buy Office 365 at Amazon](#), and there's also [a free 30 day trial available](#) if you aren't sure whether paying for the full version is worth the expense or not.

Download links for each individual Office [app from the App Store](#) are as follows. Each app is free to download for the basic functionality, but to gain the full feature-set you will need to have an Office 365 subscription:

- [Microsoft Word for iPad on the App Store](#)
- [Microsoft Excel for iPad on the App Store](#)
- [Microsoft PowerPoint for iPad on the App Store](#)
- [Office Mobile for iPhone on the App Store](#)

If you're in need of perfect compatibility with Microsoft documents while you're toting around an iPad, the apps are well worth checking out. Even the free versions should be useful to have around for occasionally reviewing documents and files sent over from the Office world.

Here are a few screenshots of Excel, PowerPoint, and Word running on the iPad:



*** There's also a free version of Office Mobile for the [iPhone](#) available, which allows viewing and editing of documents, but obviously it's a bit more limited since you're working with a smaller screen area.

Those interested to see a bit more can view this promo video of Office for iPad from Microsoft:

More casual users who need just occasional access to view spreadsheets, take a peak at a Word document, or review a presentation, may find the free versions of Office to suffice for viewing, so long as you don't need to do any editing. Otherwise, those who prefer to stay on the cheaper end of the spectrum may find the excellent [iWork](#) suite from Apple is sufficient for spreadsheets, word document composition, and simpler spreadsheets.



Is iOS 7.1 Draining Your Battery Life Too Fast? Try This to Resolve It



Now that more users have [updated to iOS 7.1](#), a continuing (yet fairly small) stream of complaints have surfaced about [battery life](#) for some iPhone, iPad, and [iPod](#) touch users that have moved to the latest version of [iOS](#).

Battery issues are reported with some degree of regularity with a subset of users with just about every single iOS update to ever exist, and from the looks of things, the limited [battery](#) problems with iOS 7.1 are similar to those that appeared with iOS 7.0.6. That's a good thing, because it means there's probably a very simple solution. Also, the iOS 7.1 update may have re-enabled a few settings that were previously turned off, so the reduction in battery life may simply be a matter of toggling those settings off.

If you feel battery life has suffered after updating an iPhone, [iPad](#), or iPod touch to iOS 7.1, take the following steps and you should be able to resolve the issue completely.

1: Check / Disable Background App Refresh

After personally updating a handful of devices to iOS 7.1, a few of them re-enabled Background App Refresh seemingly at random. Background Refresh is a handy feature but it really impacts battery life since it lets apps keep active while not being used. If your battery life is mysteriously suffering post-update, check to see if this turned itself back on, then turn it OFF if so:

- Head to Settings > General > Background App Refresh > toggle to OFF for everything

2: Turn Off Bluetooth

Speaking of features turning themselves on, Bluetooth turns itself on for every single update to iOS since the 7.0 release. Typically this shouldn't impact your battery much (unless you have a ton of devices around that it's trying to sync with), but if you don't use it then it's worth toggling off anyway. Thanks to Control Center, it's super simple:

- Swipe up from the bottom of the screen to open Control Center, then tap on the Bluetooth icon to disable it

3: Fix Rapid Battery Drain and Warm / Hot iPhone After iOS 7.1

Some users have experienced extremely rapid [battery drain](#) after updating to iOS 7.1, usually accompanied by an [iPhone](#) or iPad that is warm if not outright hot to the touch. [This problem first surfaced with iOS 7.0.6](#) and I experienced it myself, and some users are encountering it post iOS 7.1 update too. Fortunately it's super easy to fix with a 2-step process:

3a: Quit All Apps

First, double-tap on the Home button and [swipe up on every open app to quit out of it](#).

3b: Force Reboot The iPhone / iPad / iPod touch

Second, forcibly restart the [iOS device](#) by holding down the Home and [Power buttons](#) concurrently until the device reboots itself. Here are the buttons:

Hold down Power
and Home together
until the iPhone
forcibly reboots



The mysterious rapid draining of the battery and heat should now be resolved. It's not clear why this works, but it worked for the exact same problem that occurred with many who had the 7.0.6 update.



Mark Voicemail As Read / Listened on the iPhone Without Listening to Them

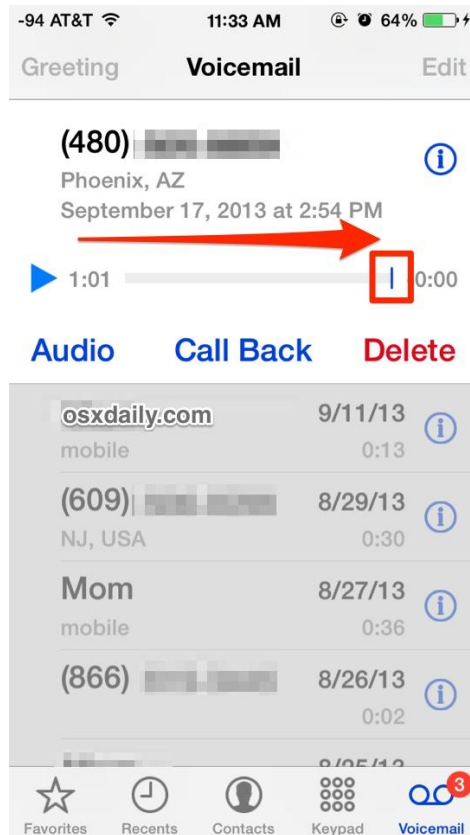


Voicemail messages have been modernized quite a bit by the iPhone's visual voicemail service, but it's still fairly common to wind up with many stale voicemails that aren't listened to. You don't have to delete the messages, or even listen to them to mark them as read (listened? heard?) though, thanks to a simple yet handy little trick in the iPhone's [Phone](#) app.

To mark a voicemail as read (or listened, whatever you want to call it) *without actually listening to the message* just do the following:

1. Open the "Phone" [app](#) on the iPhone and go to the "Voicemail" tab
2. Tap on the message in question to expand it
3. Drag the scrubber slider from the left side all the way to the right so that the time remaining indicator says "0:00"
4. Repeat as necessary for other voicemails to mark as listened / read

(The scrubber bar tap target in Voicemail is fairly small, you may need to try dragging it a few times to get the hang of it)



Outside of simply [deleting a voicemail](#) message from the iPhone completely, this is the best way to mark a voicemail as listened / read without actually listening to it.



See What AirPlanes Are Flying Overhead with Siri & iPhone



Have you ever seen a plane flying overhead and wondered just how high up it was, where it was going, or what flight number it identifies as? Now you don't need to wonder anymore, because your iPhone (or iPad) can tell you exactly what flights are flying above you by way of the [ever-useful](#) iOS assistant Siri.

Siri can get the aircraft flight number, altitude, angle, aircraft type (the actual plane model like a Boeing 767-300, Airbus, or a Learjet 60, Cessna, etc), slant distance in mileage, and even a nice sky [map](#) showing where the sun or moon is in relation to the flights, helping to place them out in the sky. All of this comes courtesy of Siri's connection to WolframAlpha, but the data itself is provided by something called [ADS-B](#), an FAA tracking [technology](#) aimed at increasing flight safety and [efficiency](#). And now you have access to that data in the [palm](#) of your hand thanks to Siri and the iPhone, how cool is that?

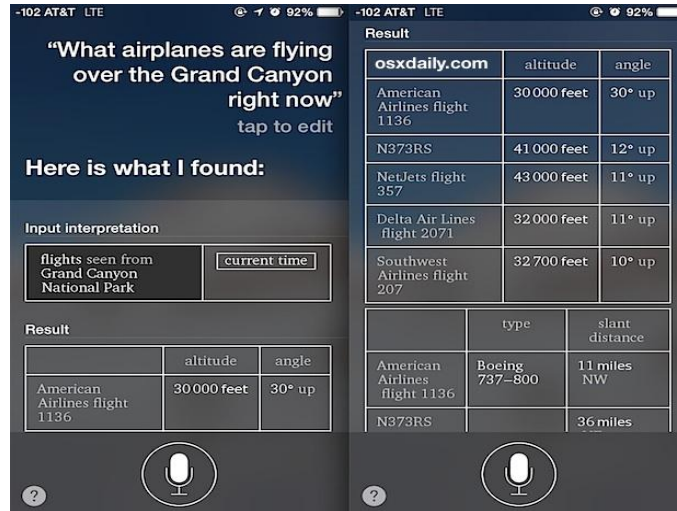
To get flight sky data for your current location and for other locales, just ask Siri the following type of questions:

- What airplanes are flying above me?
- What airplanes are flying over San Francisco right now?
- What airplanes are flying over the Grand Canyon?
- What airplanes are flying over [location]?
- Which planes are overhead right now?

If you live in an area with a lot of air traffic, you'll find the angle in degrees and the sky map data particularly handy, both can help to determine which plane is which using some additional visual cues. The sky map is visible by scrolling all the way down through the Siri response:



Or you can get overhead flight information for distant locales, just in case you're wondering who is enjoying a view of some particular landmark or location:



Use this to quell your own curiosity, satisfy your inner flying nerd, discover which plane is leaving those long [vapor trails](#) behind them, debunk some chem trail or UFO speculation, or maybe help to answer which of the planes flying above you is the one with inflight wi-fi that your buddy is iMessaging you from. This seems to only [work](#) with traditional planes and aircraft, and when [testing](#) it out with nearby airborne helicopters they did not seem to show up for whatever reason. Whether or not this works outside of the USA remains is not entirely clear, but because the data arrives from the FAA it very well could be US-only, or at least a regional thing depending on your country.



Why iPhone & iPad App Names Say “Cleaning...” and What to Do About It

You may have noticed that some iOS apps will turn dark as if they’re being launched and simultaneously rename themselves as “Cleaning...”, seemingly out of the blue and at random. This is demonstrated happening with the attached iPhone screenshot, showing the Instagram app going through the process. So the big question for many users is, what’s going on here and why does that iPhone or iPad app say it’s cleaning?

We’ll explain what the “Cleaning” message means, what it’s doing, and also what it means you, the iOS device user, should do when you see it.

App “Cleaning” Means Dumping Caches, Local Data, & Temp Files

In short, when an iOS app name says “Cleaning”, it means that the operating system is going through and clearing out caches and temporary files associated with the app in question. This happens on all iOS devices, so it doesn’t matter if you’re on an iPhone, iPad, or iPod touch, you’ll likely see the same occurrence from time to time.



“Cleaning” Usually Indicates Available Device Storage Space is Very Low

Though the Cleaning process may appear to happen completely at random, the function is almost always triggered by the iPhone, iPad, or iPod touch running very low on available storage space. Basically, when iOS detects that available space is low, it starts looking at apps that have stored significant local data from caches and temporary files, and looks to ‘clean’ that out by deleting the stored cache files. This is why you’ll most often see the process occurring on apps that are downloading data from the internet, like Instagram, Facebook, and Vine, though it can occur on other apps too. Additionally, those app caches and temporary files contribute to making up some of [that mysterious “Other” storage space](#) that users will often find when synced to iTunes and wonder about.

If you see the “cleaning” process you can confirm that space is running very low by going to Settings > General > Usage, don’t be surprised to see that you have a MB or two, if not the dreaded “0 bytes available” left on the device. Typically when “Cleaning” finishes up, it can free up a few hundred MB of space by dumping apps temp files.



Though it’d be convenient to recover some space in a pinch, there is no way to manually trigger the “cleaning” process in iOS except to force your iOS device to run out of space, hardly a practical move. Users interested in taking matters into their own

hands can [clear out iOS caches manually using the PhoneClean app](#) but it requires connecting the iPhone / iPad to a computer, but it may clear up somewhere between a couple hundred megs to even a GB or two of storage space on a device.

See the iOS App “Cleaning” Name? Back Up & Clean House

Generally the best thing to do if you see that Cleaning process going on your iOS device is to [back up](#) the iPhone, iPad, or iPod touch, and then clean things up a bit.

We’ve covered a variety of [ways to free up some storage space on iOS devices](#), the gist being that what you’ll want to do is remove some of the stored media like pictures, movies, music, and videos (only after backing up this media, of course), and then go through and delete apps you don’t use often anymore. Don’t overlook [message threads too](#), deleting old iMessage conversations can be a huge factor in recovering space, particularly if you send and receive a lot of multimedia, picture messages, gifs, and videos between friends and family.

Once you’re finished freeing up space, you shouldn’t see the cleaning message again for quite some time... at least until you’re running very low on storage again. If you see this often and are constantly running out of iOS device storage, you’ll probably want to take the device size into question when you go to upgrade an iPhone, iPad, or iPod again in the future. Doubling your available space from a 16GB to 32GB iPhone or 32GB to 64GB iPad can make a huge difference for those who are persistently low on storage (which, let’s face it, is almost all of us). Along those lines, we hope that Apple will boost the minimum device storage offered to 32GB sooner than later, but the likelihood of that happening is probably quite small, at least anytime in the near future.



I don’t usually mention products but this one is great if you ever have a problem of a low battery in your device.



ChargeKey is a portable lightning cable the shape of a key.

It’s designed to fit into your keychain just like a key, so you’ll always have an iPhone 5/5s/5c, Lightning iPad or iPad Mini cable with you. Use ChargeKey to Charge your device from a USB port.



[Click here to order](#) and get a DISCOUNT

More info at <http://www.hellonomad.com/>



More items you can look at on the web.

Click on the title to go to the web site.

- [How many iPhone apps and iPhone folders can I have?](#)
- [How to Add Additional dictionaries for iOS 7 define feature](#)
- [How to disable Touch ID for iTunes and App Store purchases](#)
- [How to enable AirPlay mirroring in iOS 7 to stream an iPhone, iPad, or iPod touch display](#)
- [How to find your iTunes purchase history on your Mac or PC](#)
- [How to fix an "Unable to join the network" error](#)
- [How to properly label your Touch ID fingerprints on iPhone 5s](#)
- [How to rename an eMail account to be more descriptive](#)
- [How to turn off the New Mail Alert sound](#)
- [How to Undo & Redo typing on iPhone with a shake](#)
- [How to use auto HDR on the iPhone 5s](#)

Apple TV and iPhone/iPad Items

- [How to use the remote app on your iPhone and iPad to control the Apple TV](#)
- [How to AirPlay videos to your Apple TV](#)







Free Reference Materials For your iDevices

 <p><u>iPhone Accessories</u></p>	 <p><u>Compare iPhone Models</u></p>	 <p><u>iOS 7</u></p>	 <p><u>iCloud</u></p>
------------------------------------------------------------------------------------------------------------------------------------	---------------------------------------------------------------------------------------------------------------------------------------	-------------------------------------------------------------------------------------------------------------------------	--------------------------------------------------------------------------------------------------------------------------

<p><u>iTunes Guide [Unofficial]</u></p>	<p><u>iOS7</u></p>	<p><u>iPad</u></p>
		
<p><u>Click here to download</u></p>	<p><u>Click here to download</u></p>	<p><u>Click here to download</u></p>

<p><u>Apple iPhone User</u></p>	<p><u>Apple iPad User</u></p>	<p><u>Apple Support</u></p>	<p><u>Apple iCloud</u></p>
-------------------------------------------------	-----------------------------------------------	---------------------------------------------	--------------------------------------------

Guide	guide	Pages	
			
Click here to view	http://Click here to view	Click here to view	Click here to view

[Want to trade in your old iDevice? Click on this link to compare prices](#)



Apps That Might Be of Interest



Newspapers – Access to over 20,000 in 150+ countries



50 Music – Listen to 50 music styles & thousands of playlists



Full Movies – Powered by YouTube



The next meeting is on **Wednesday, May 14,**
2014 at 3:00pm



Special Note: This website contains links to third party websites. I cannot guarantee any third party website that you may access through the links.

Any of the links to those sites does not mean that I endorse those sites, or that I accept any responsibility for the content or use of those websites.