

September 2013



This SIG provides more opportunity for sharing of experiences than the more typically structured classroom, lecture or formal setting.

Welcome to Volume 4, Issue 9 of iDevices (iPhone, iPod & iPad) SIG Meetings

**Need Help? Go to the iDevice FORUM, [click HERE](#)**

To find Apps that cost money but are **FREE only today**, [click HERE](#)

=====**oooo**=====

=====**oooo**=====

**NEWS**   **NEWS NEWS**   **NEWS NEWS**

=====0000=====

## iPhone 5c

Pre-order your iPhone 5c beginning September 13. From \$99\*



## iPhone 5s

Order your iPhone 5s beginning September 20. From \$199\*



Download the [Apple Store app](#). It's the easiest way to get your new iPhone — right from your current iPhone.

=====0000=====

### AppleCare+ for iPhone

Every iPhone comes with one year of hardware repair coverage through its limited warranty and up to 90 days of complimentary support. AppleCare+ for iPhone extends your coverage to two years from the original purchase date of your iPhone(1) and adds up to two incidents of accidental damage coverage, each subject to a \$79 service fee plus applicable tax.(2)



### Apple hardware coverage

AppleCare+ provides repair or replacement coverage, both parts and labor, from Apple-authorized technicians. Service coverage includes the following:

- Your iPhone
- Battery(1)
- Included earphones and accessories



Year 1

Year 2



- Complimentary support\*
- Additional coverage with AppleCare+

**How to get AppleCare+**

Add it to your shopping cart during the checkout process when you purchase your new iPhone.

Buy it within 30 days of your iPhone purchase. Your iPhone purchase date is the date we ship and charge you for your order:

- At an Apple Retail Store (requires inspection of your iPhone and proof of purchase)
- By calling (800) 275-2273 (requires you to run a remote diagnostic and provide proof of purchase)



**Software support included**

With AppleCare+ for iPhone, Apple experts can help troubleshoot issues with your iPhone, iOS and iCloud, and Apple-branded apps, including:





- Using iOS and iCloud
- Questions about Apple-branded iPhone apps such as FaceTime, Mail, and Calendar
- Connecting to wireless networks

- Includes earphones and accessories
- Included USB cable and power adapter
- Coverage for up to two incidents of accidental damage, (2) each subject to a \$79 service fee plus applicable tax

=====00000=====

<p>iPhone 5 [C]</p> <p><a href="#">Features</a>  <a href="#">Design</a>  <a href="#">Built-in Apps</a>  <a href="#">App Store</a>  <a href="#">Tech Specs</a>  <a href="#">How to Buy</a></p>	<p>iPhone 5 [S]</p> <p><a href="#">Features</a>  <a href="#">Design</a>  <a href="#">Built-in Apps</a>  <a href="#">App Store</a>  <a href="#">Tech Specs</a>  <a href="#">How to Buy</a></p>
---	---

=====00000=====

 <a href="#">iPhone Accessories</a>	 <a href="#">Compare iPhone Models</a>	 <a href="#">iOS 7</a>	 <a href="#">iCloud</a>
---	--	---	---

=====00000=====

## How to master iBooks for iOS: Top 5 iBooks tips for faster sorting, organizing, reading, and sharing


By Allyson Kazmucha, Sunday, Sep 8, 2013



## **MASTER IBOOKS FOR IPHONE AND IPAD WITH THESE TIPS AND TRICKS FOR SORTING, ORGANIZING, AND MANAGING YOUR DIGITAL BOOKS AND DOCUMENTS.**

iBooks not only lets you read PDF files and ebooks right on your iPhone and iPad, but lets you manage and interact with your reading collection in several powerful ways. From saving PDFs right from the internet to searching for text within documents to curating collections, iBooks isn't just a convenient way to read ebooks, but an immensely useful utility for storing, managing, and working with what you want to read now and in the future. Here are our favorite tips for getting the most out of your iBooks experience.

## How to conveniently save PDFs from the web



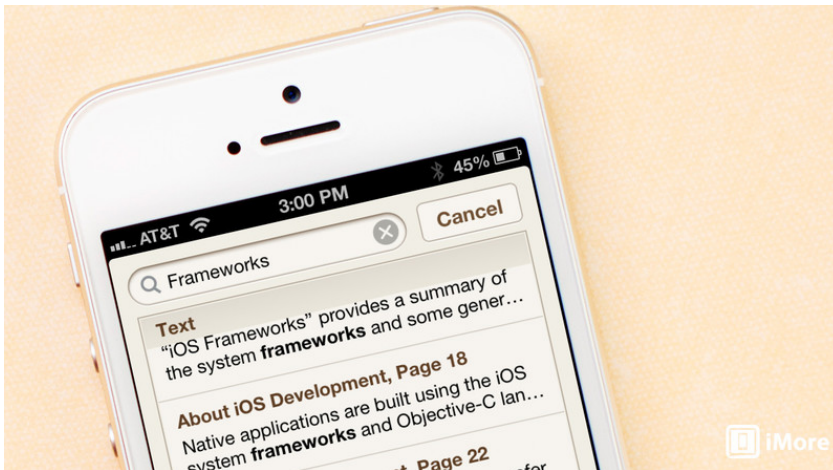




PDFs are one of those things that some people need to reference regularly. Whether they are documents that you use frequently with clients or something else, iBooks can store them for easy reference later in just a few taps. Since iBooks imports them natively, you also get access to them offline which is something you can't do by using a link in Safari.

- [How to save PDFs directly from Safari to iBooks](#)

## How to easily search for specific text in a book or PDF



Books and PDF documents can be a pain to weed through if you're looking for something specific, especially if they're long. iBooks not only stores documents for you but lets you search for anything you'd like within a specific title. Whether it's look for a certain chapter or searching for instances of a word within a PDF, iBooks can do it in a matter of seconds.

- [How to search for text within a book or PDF with iBooks](#)


## How to quickly use bookmarks to find what you're looking for



For people who buy reference books in digital format in iBooks, doing things such as bookmarking pages for easy access later are essential wants. iBooks lets you bookmark as many pages as you'd like for reference later. You can even access the bookmarks menu to jump to whichever bookmark you need inside a title.

- [How to create and access bookmarks in iBooks for iPhone and iPad](#)

## How to intelligently organize books and PDFs into collections



The virtual bookshelf in iBooks lets you easily scroll and view book covers but if you have a large selection of titles, you may find that locating a particular title can become time consuming. The Collections feature of iBooks lets you create categories of books. You can then sort and organize the titles you own into them. Then you can just hop into reference or math or whatever collection you'd like in order to find your content faster.

- [How to organize books into collections in iBooks for iPhone and iPad](#)

# How to smartly mark up, highlight, and notate books



Just like using bookmarks, the ability to mark up and notate items in books can be important, especially if you're a student using a book as either a textbook or as supplementary study material. You can then access all your notes and highlights in one place within iBooks and jump to them anytime you need to. Not something you can do as easily with a hard copy of a book.

- [How to highlight and notate books in iBooks for iPhone and iPad](#)

=====o=====

# How to unsubscribe from Facebook notifications for a particular status, photo, or page with Facebook for iOS

By Allyson Kazmucha, Monday, Sep 9, 2013

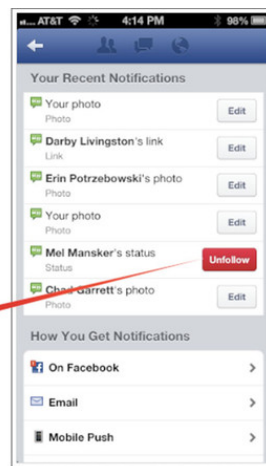
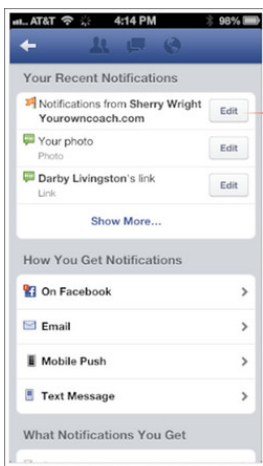
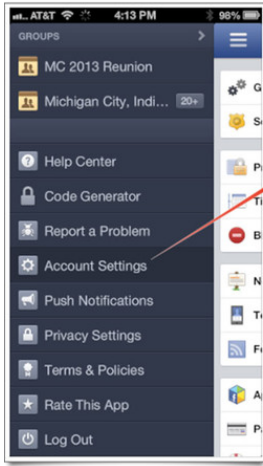
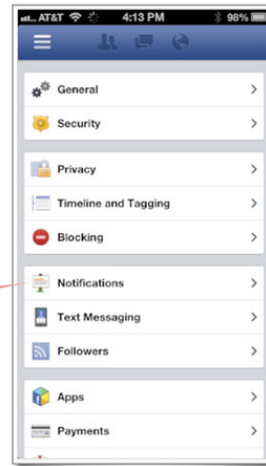


Ever comment on someone's Facebook status or photo from your iPhone or iPad only to find the app incessantly bugging you with notifications every time someone else leaves a comment on that particular status or photo? Worse yet, how about page notifications that you don't remember ever signing up for? Luckily, the Facebook for iOS app lets you unsubscribe from notifications for statuses and photos you've commented on as well as updates for pages.

It's not a very obvious option but we can help you find it. Here's how:

1. Launch the **Facebook app** from the Home screen of your iPhone or iPad.
2. Tap on the **menu icon** in the top left corner to pull out the main navigation.
3. Scroll to the bottom and tap on **Account Settings**.
4. On the menu that comes up, tap on **Notifications**.
5. In the first section labeled **Your Recent Notifications**, you can see a list of all the threads and statuses you are subscribed to because you've either been invited to receive them or you've interacted with them. Tap on the **Edit button** to the right of the one you'd like to remove.
6. You should now see a red **Unfollow** button pop up in its place. Tap it. For pages, it may say **Turn Off** instead of **Unfollow**.





That's all there is to it. You will no longer receive notifications for that specific status, page, photo, or post.

=====o====

[Want to trade in your old iDevice? Here's a link to compare prices](#)

=====o====

=====o=====

Are you wanting to trade in your old iPhone in order to get a new iPhone 5?

This company, [Technollo.com](http://Technollo.com) (1-888-242-1110) pays for your old phones, iPads, laptops & some digital cameras.

This is a local company (15508 Bratton Ln Austin, Texas 78728) so I took my iPhone4 to them instead of shipping it.

They pay the most I have found thus far. Ask for Armando Filoteo, tell him that I sent you, and you should get a great deal.

=====o=====

## iPhones, iPods & iPads Class

**This class meets in the CC ANNEX instead of the Cybercenter Classroom. Please bring your iPhones with you to class.**

Four, three-hour sessions

Fee: \$20.00

**Description:** The iPhone is the latest generation of 'smart' mobile phones operating as a small, hand-held and entirely portable computer. The iPhone comes with twenty standard 'apps', including e-mail, maps, internet, calendar, contacts and much more. This course will introduce you to the functions of these apps and basic operations, such as navigating the device, folders, cut and paste, bookmarks and camera functions.

The examples used in the class are based on the iPhone 4, but approximately 90% of the content is germane to the iPad and 80% to the iPod Touch. If you have an iPhone, iPad, or an iPod, you will learn a lot in this class.




**Objectives & Course Summary:** Upon completion of this course, you will be able to:





- Use the standard components of the phone.
- Understand the basic operations of the phone: touch scrolling, call answer and call dialing/return, apps location and function.
- Understand how to customize your phone in the settings menu.
- Understand the necessary requirements for installing apps.



=====0000=====

**Free Reference Materials For your iDevices**

iTunes information	iPhone	iPad
		
<a href="#">Click here to download</a>	<a href="#">Click here to download</a>	<a href="#">Click here to download</a>

Apple iPhone User Guide	Apple iPad User guide	Apple Support Pages	Apple iCloud
			
<a href="#">Click here to view</a>	<a href="http://">http://Click here to view</a>	<a href="#">Click here to view</a>	<a href="#">Click here to view</a>

=====0000=====

**Go here to see if you qualify for an upgrade:**

**AT&T: dial 639#    Verizon: Log into your My Verizon web page.**

=====0000=====

**Apps that might be of interest:**

**iCleaner** (use only if you want to sell your iPhone or iPad)

**Rinky Dinky** (Spoken stories for kids)

**FlightBoard** (Airport listing of arrival & departure times)

=====0000=====

**Time for questions, observations and special apps from the audience**

=====0000=====



The next meeting is on Wednesday, October 9, 2013

Now!

