

May 2012



This SIG provides more opportunity for sharing of experiences than the more typically structured classroom, lecture or formal setting.


Welcome to Volume 3, Issue 5 of iDevices (iPhone, iPod & iPad) SIG Meetings

To go to the iPhone, iPod & iPad **FORUM**, [click HERE](#).

To find Apps that cost money but are **FREE only today**, [click HERE](#)

=====o=====



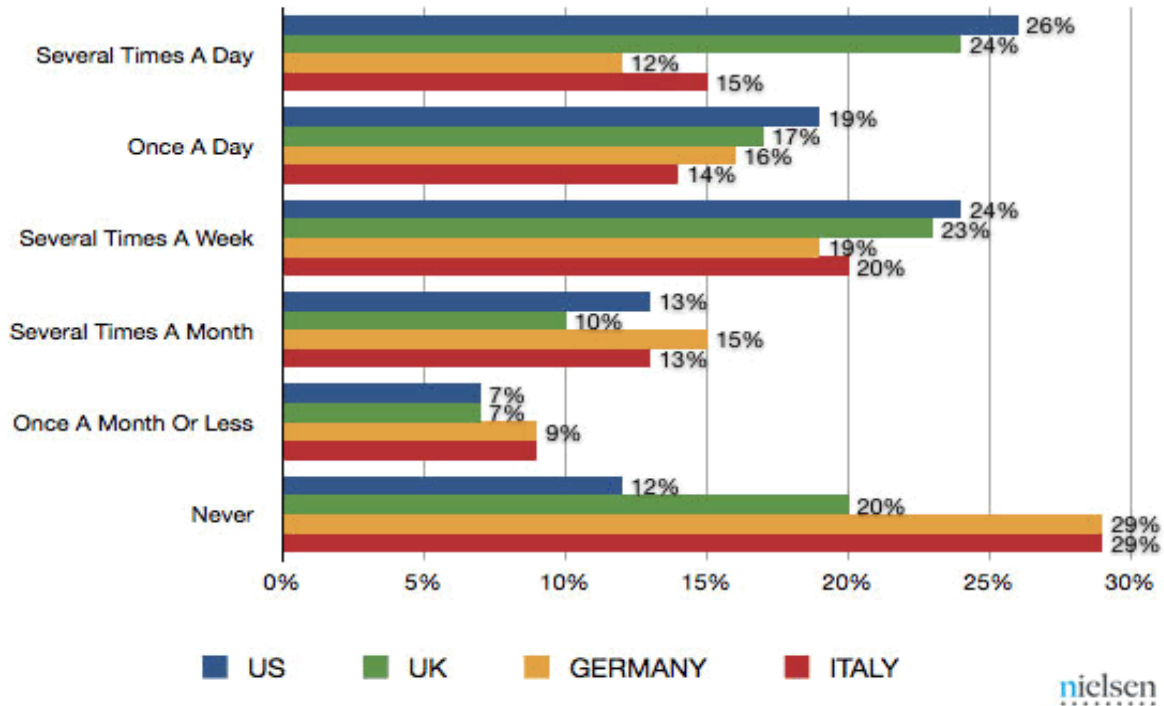


=====0000=====

**NEWS**   **NEWS** **NEWS**   **NEWS** **NEWS**

=====0000=====

## Simultaneous use of Tablet while watching TV



=====00000=====

## How-To: Use Restrictions as Parental Controls on iOS

By [Carter Dotson](#) on April 23rd, 2012

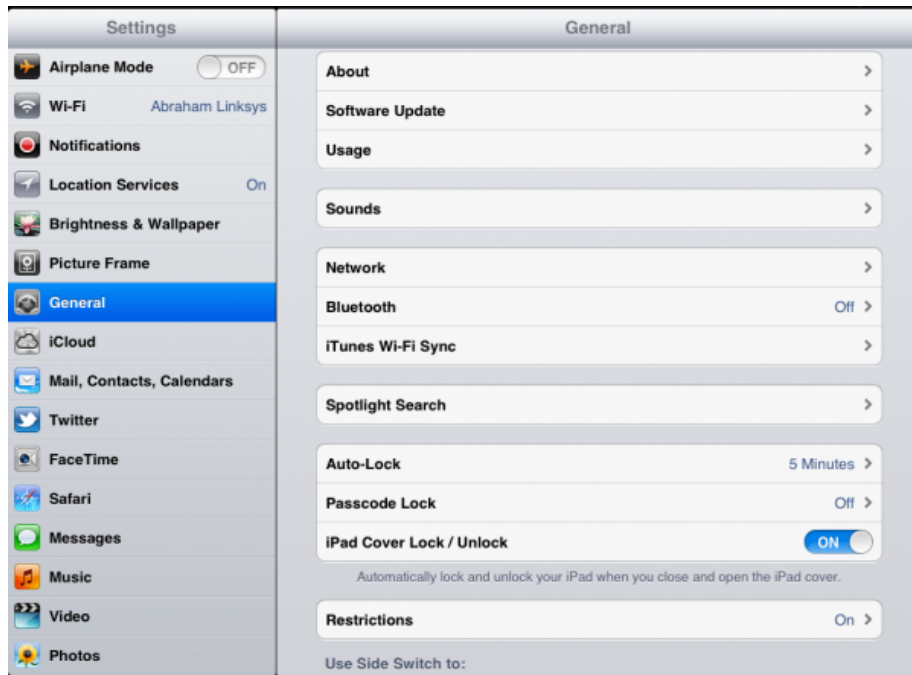
A little-known feature of iOS is parental controls, known as Restrictions. With this feature, it's possible to set an iOS device to block off certain functions, secured by 4-digit passcode.

**Why use Restrictions?** This is not just because of the potential for minors to view content that is not appropriate for their age. This is also because of the rise of free-to-play games.

Many of these games have expensive in-app purchases, and children who may have access to a credit card connected to an iTunes account may wind up buying thousands of dollars of in-game items, not knowing they are spending real-world items.

So, let's get started with enabling Restrictions on iOS. Screenshots below are from the iPad, but the steps are identical on the iPhone and iPod touch.

Open up Settings. Tap on General. Tap on Restrictions.



Tap on Enable Restrictions to pull up a password prompt. Enter a custom 4-digit code that will be used to access the Restrictions in the future. The device will prompt to re-enter this password when setting it.



The first section is for disabling certain system apps and features, including disabling installation and deletion of apps. Sadly, Stocks can't be disabled on the iPhone/iPod touch using Restrictions.




**Next is the Location Settings controls. This makes it possible to enable and disable location access on a per-app basis. As well, way at the bottom of this list is the System Services section. This makes it possible to disable some system functions that have access to location, and to be notified when a system service tries to access location.**



Next are the content settings. This makes it possible to disable the playback of explicit music, to disallow movies of a certain MPAA rating, and to disallow TV shows with a certain rating. Note that only an upper limit can be set, despite it looking like certain ratings can be disabled – no way to make only TV-MA shows appear on iTunes!





Most importantly for those worried about in-app purchases, these can be disabled entirely. As well, it's possible to make any iTunes purchases require that the password be put in immediately, instead of having the usual 15-minute period where it doesn't need to be re-entered. As well, it's possible to set restrictions on Game Center games, disabling multiplayer and the ability to add friends.



To disable restrictions, just tap the Disable Restrictions button at the top and enter the passcode set earlier.



**Note that as of iOS 5.1, all Restrictions settings reset when they are disabled. As such, this is not a good a way to let little Billy or Billie play with mommy or daddy's iPhone, but to set up a device that they can safely use without being able to view explicit content, spend money, or mess up important settings.**

=====00000=====

**It's time for a special video taken in an China inside the iPad Factory.**  
(This is a special viewing only for those in attendance today)

=====00000=====



=====00000=====

**Best Free iPad Apps Website**

=====00000=====

## **iPhones, iPods & iPads Class**

**This class meets in the CC ANNEX instead of the Cybercenter Classroom. Please bring your iPhones with you to class.**

**Four, two-hour sessions**

**Fee: \$20.00**

**Description: The iPhone is the latest generation of 'smart' mobile phones operating as a small, hand-held and entirely portable computer. The iPhone comes with twenty standard 'apps', including e-mail, maps, internet, calendar, contacts and much more. This course will introduce you to the functions of these apps and basic operations, such as navigating the device, folders, cut and paste, bookmarks and camera functions.**

The examples used in the class are based on the iPhone 4, but approximately 90% of the content is germane to the iPad and 80% to the iPod Touch. If you have an iPhone, iPad, or an iPod, you will learn a lot in this class.

**Objectives & Course Summary:** Upon completion of this course, you will be able to:

- Use the standard components of the phone.
- Understand the basic operations of the phone: touch scrolling, call answer and call dialing/return, apps location and function.
- Understand how to customize your phone in the settings menu.
- Understand the necessary requirements for installing apps.

=====o000o=====

**Free Reference Materials For your iDevices**

iOS5 information	iTunes information	iPhone	iPad
			
<p style="text-align: center;"><a href="#">Click here to download</a></p>	<p style="text-align: center;"><a href="#">Click here to download</a></p>	<p style="text-align: center;"><a href="#">Click here to download</a></p>	<p style="text-align: center;"><a href="#">Click here to download</a></p>

Apple iPhone User Guide	Apple iPad User guide	Apple Support Pages	Apple iCloud
			
<p style="text-align: center;"><a href="#">Click here to view</a></p>	<p style="text-align: center;"><a href="#">http://Click here to view</a></p>	<p style="text-align: center;"><a href="#">Click here to view</a></p>	<p style="text-align: center;"><a href="#">Click here to view</a></p>

**iOS5 Manual for iPhone or iPad that you can load on your device**

Open iBooks on your device, Click on the Store tab, Search for iPhone or iPad.

Select the one that is FREE. It will install on your device in the iBooks app.

=====00000=====

**Go here to see if you qualify for an upgrade:**

**AT&T: dial 639#    Verizon: Log into your My Verizon web page.**

=====00000=====

**Apps that might be of interest:**

[AllStays Hotels By Chain](#) -- [Handy Clock](#) -- [VoiceEmail:Speech to Text](#)

=====00000=====

**Time for questions, observations and special apps from the audience**

=====00000=====

**The next meeting is on Wednesday, June 13, 2012**

**Now!**

