

April 2010



This SIG provides more opportunity for sharing of experiences than the more typically structured classroom, lecture or formal setting.

## Welcome to the fourth iDevices (iPhone & iPod and now iPad) SIG Meeting

To go to the iPhone/iPod **FORUM**, [click HERE](#)

To find Apps that cost money but are **FREE** today, [click HERE](#)

[Click for an iphone first generation Notice](#)

Here are some ideas that people have had regarding the iPhone & iPad

<a href="#">Baby</a>	<a href="#">Chocolate</a>	<a href="#">Speakers</a>	<a href="#">Coffin</a>	<a href="#">Lollypops</a>
<a href="#">iPhad</a>	<a href="#">iMat</a>	<a href="#">Cupcakes</a>	<a href="#">Bedding</a>	<a href="#">Spam</a>

### HOW TO DRY OUT A WET IPHONE QUICKLY WITH RICE

Guys, last night I did that thing where I dropped my phone in the toilet, and it wouldn't even turn on afterwards. I was at the mall whining about how I was going to have to buy a completely new iPhone, and there was a man there who just happened to work for AT&T. I asked him if I should try to blow-dry my phone, and he said:

MAN FROM AT&T: Turn it off completely, put it in a bag of rice, and leave it there for a couple hours. The rice will absorb the moisture.

ME: \*Blank stare\*

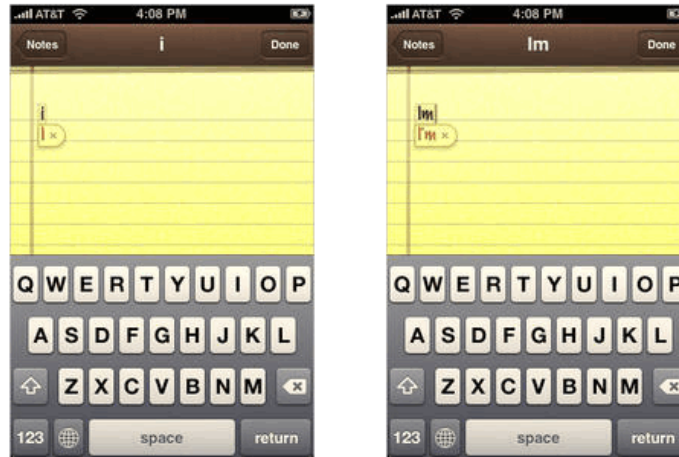
MAN FROM AT&T: Just do it.

So, I went home, got out a bag of rice, and stuck my phone in there. I took it out about an hour later, tried to turn it on, and the screen kind of lamely flickered at me. But at least it was turning on, so I stuck it back in there. A couple hours later, before I was about to go to sleep, I took it out and turned it on...AND IT TOTALLY WORKED.

Good tip, as water damage voids the iPhone's warranty.

### Automatically capitalize and add apostrophes

The iPhone automatically capitalizes certain words ("I" when you type "i"). It also automatically adds apostrophes ("I'm" when you type "Im").



### Call history log

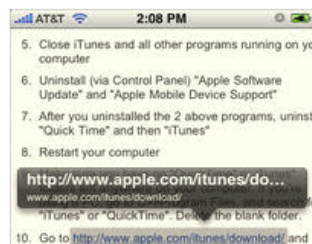
When you go to "Recents" or "Voicemail" under [Phone](#), the type of phone is now listed directly under the name (mobile, home, work.)

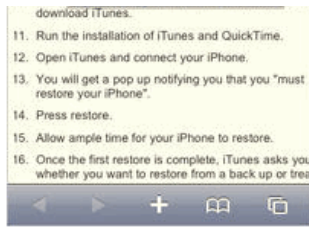
When you click on the blue arrow next to a call, the actual duration of the call will be listed and organized by date.



### Click & Hold URL's -

In Safari, hold a link to see the URL and site name.





## Copy A Text Message Bubble

You've probably mastered copy and paste by now, but this little trick makes copying a text message even simpler.

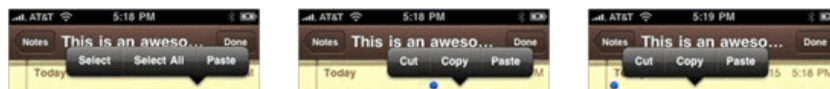


How it works:

1. Double tap a text message bubble
2. Press Copy
3. Paste!

## Copy/Cut/Paste

The basic copy/cut/paste feature allows users to select, copy or cut, and paste text from and to anywhere on the iPhone. In other words, you can copy text from an app or a Safari web page, and paste it into Notes or Email - it works everywhere.





[click to enlarge]

How it works:

- Double tap a word
- Drag the blue markers to highlight your desired text
- Choose cut/copy
- Double tap a typable area and press Paste

Or:

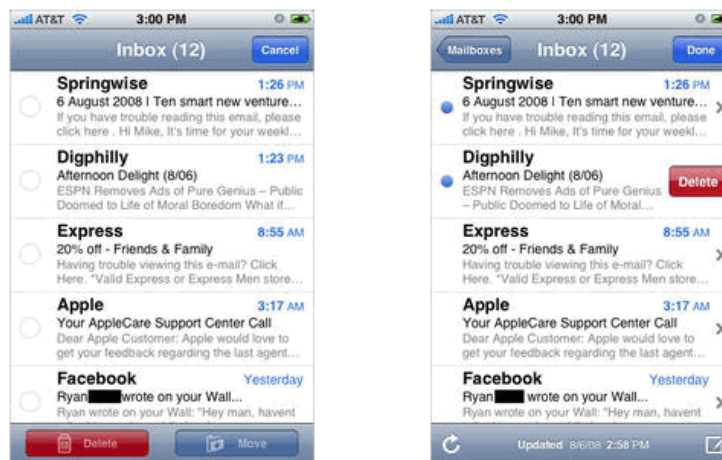
- Hold a word until the magnifying glass appears
- Release
- Options "Select" and "Select All" appear
- Pressing select or select all brings up the blue markers...you know what to do

Deleting with select:

By selecting a fragment of text with the two blue markers, you can press backspace and delete the whole phrase/sentence/paragraph. (Before you had to hold down backspace.)

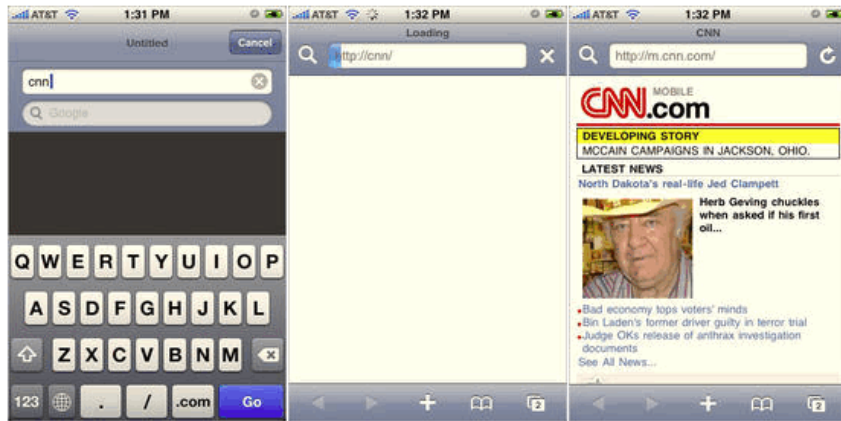
## I. Delete Emails -

You can do both "bulk deletes" and "individual deletes" when browsing email. To do a bulk delete, simply click Edit, check off the desired emails, and then choose delete or move. To delete a single email, simply "cross it out" by swiping your finger across the email, then press delete.



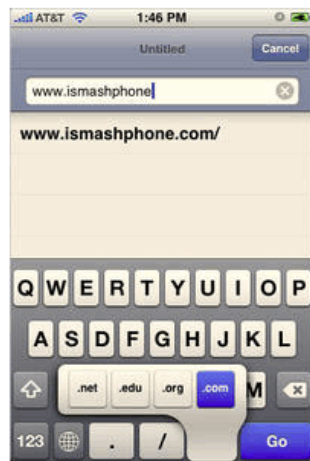
## Domain Resolution -

When typing a URL in Safari, you don't have to type the "www" or the ".com". For instance, for [www.cnn.com](http://www.cnn.com) just type "cnn" in the URL box. *Note: Your search engine must be set to Google, not Yahoo.*



**Domain Suffix - [On firmware 2.0 only]**

Hold down the ".com" key for ".net, .edu, .org" keys. *Note: Slide your finger from .com to .net/.edu/.org, rather than lifting and pressing.*



**Double tap space bar for a period -**

When typing on your iPhone, double tapping the space bar at the end of a sentence automatically enters a period followed by a space. No need to press "123" to get to the numbers and symbols page where the period typically resides. I use this trick daily and it heavily increases my typing speed (especially when texting).

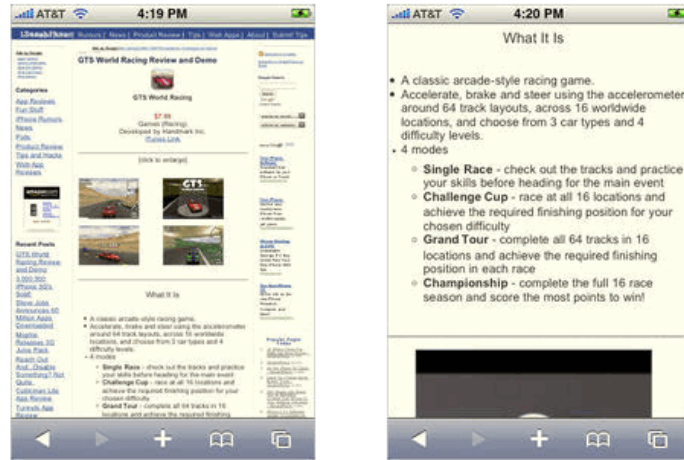


**Double tap a column on Safari to fit-to-page**

Double tap a column on Safari to fit to page

When browsing the Internet on your iPhone's Safari browser, double tap any column, word, or [picture](#) to fit it's width to your iPhone's screen. This is extremely useful for reading blogs.

The first screenshot is the [page](#) when it firsts load. The second screenshot is the page once the main text was double tapped.



## iPad Information

